

ENR THE TOP 600

Overview p. 2 // Specialties Analysis p. 2 // Profitability p. 2 // New Contracts p. 2 // Market Analysis p. 3 // Volume p. 3
An Excavation for the Millennium p. 4 // Top 600 Dialogue p. 5 // VEC In Is Pumping Gas pg 6 // Top 50 Electrical Firms p. 7
Top 50 Mechanical Firms p. 8 // Top 20 Masonry Firms p. 9 // Top 20 Concrete Firms p. 9 // Top 20 Wall & Ceiling
Firms p. 9 // Top 20 Utility Firms pg 9 // Top 20 Glazing & Curtain-Wall Firms p. 10 // Top 20 Painting Firms p. 10
Top 20 Excavation & Foundation Firms p. 10 // Top 20 Roofing Firms p. 10 // Top 20 Demolition and Wrecking Firms p. 11
Top 20 Asbestos Abatement Firms p. 11 // Top 20 Sheet Metal Firms p. 11 // Top 20 Steel Erection Firms p. 11 // Top 20 Fire
Protection & Sprinklers Firms p. 12 // Levi's Stadium Hoping for Sunny Days p. 12 // How To Read the Top 600 Tables p. 12
The ENR Top 600 Specialty Contractors List p. 13 // Where To Find the Top 600 p. 25

STARGAZING Gate Precast fashions a polished precast segment for the spherical planetarium at the Patricia and Phillip Frost Museum of Science in Miami. It is scheduled to open in 2016.



PHOTO COURTESY GATE PRECAST CO.

NUMBER 139

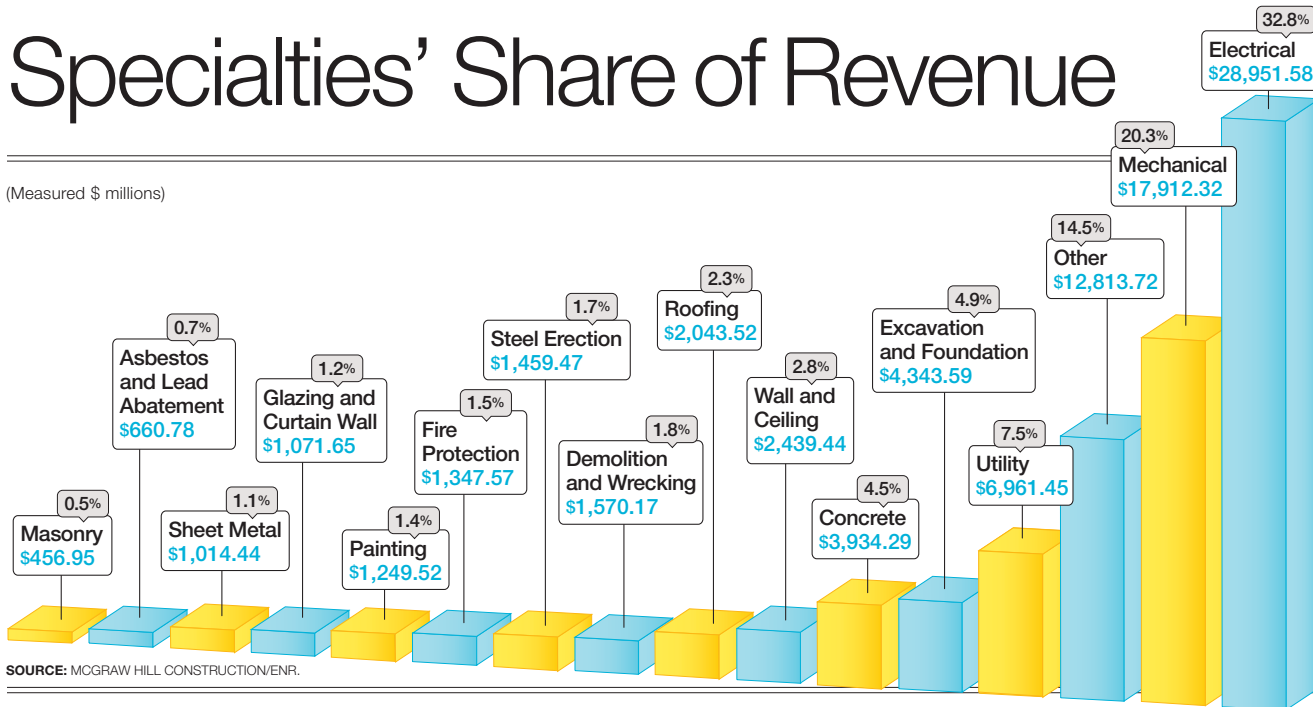
Firms Wary During Recovery

The market has finally come around, but specialty contractors are cautious about chasing opportunities after a long dry spell By Gary J. Tulacz



Specialties' Share of Revenue

(Measured \$ millions)



SOURCE: MCGRAW HILL CONSTRUCTION/ENR.

The Top 600 Specialty Contractors' Profitability



Measured in firms reporting

The Top 600 Specialty Contractors' New Contracts



Measured in \$ millions

SOURCE: MCGRAW HILL CONSTRUCTION/ENR.

The long-anticipated market turnaround has arrived, as most sectors are growing at a healthy, but not overheated, pace. However, with more work to pursue, many large specialty contractors are treading carefully. Many understand that more contractors fail during a recovery than in a recession.

The scope of the recovery can be seen in the results of this year's ENR Top 600 Specialty Contractors list. As a group, the Top 600 cleared revenue of \$88.23 billion in 2013, up 8.5%, from \$81.33 billion, in 2012. The Top 600 revenue figure from 2013 is a record, topping 2008's mark of \$87.07 billion.

Another positive sign for large specialty contractors is that, of the 512 firms on the list this year that also completed surveys last year, 364 (71.1%) had revenue increases from 2012 to 2013, while only 28.5% saw lower revenue in 2013. This percentage is higher than last year's, when just 67.1% of the Top 600 firms had increased revenue in 2012 from 2011.

One significant development on this year's list is that Quanta Services moved into the top position, passing EMCOR Group, which has held the top spot for the past 11 years. Quanta is benefitting from two big acquisitions back in 2009 and 2010: Houston-based oil-and-gas pipeline giant Price Gregory Services and Canadian electric-power-line contractor Valard Construction, respectively. Quanta continues to accumu-



"A rising tide raises all boats, but this tide is not rising very fast."

Anthony Guzzi, CEO, EMCOR Group

late capacity, having made six acquisitions in 2013. Most of these acquisitions are in the Canadian power-line sector.

The shale-gas boom has powered much of Quanta's growth. "We continue to see momentum in all of our end markets, driven by regulation and the accelerated development of North America's unconventional shale and oil-sand resources," notes James F. O'Neil, CEO, Quanta Services.

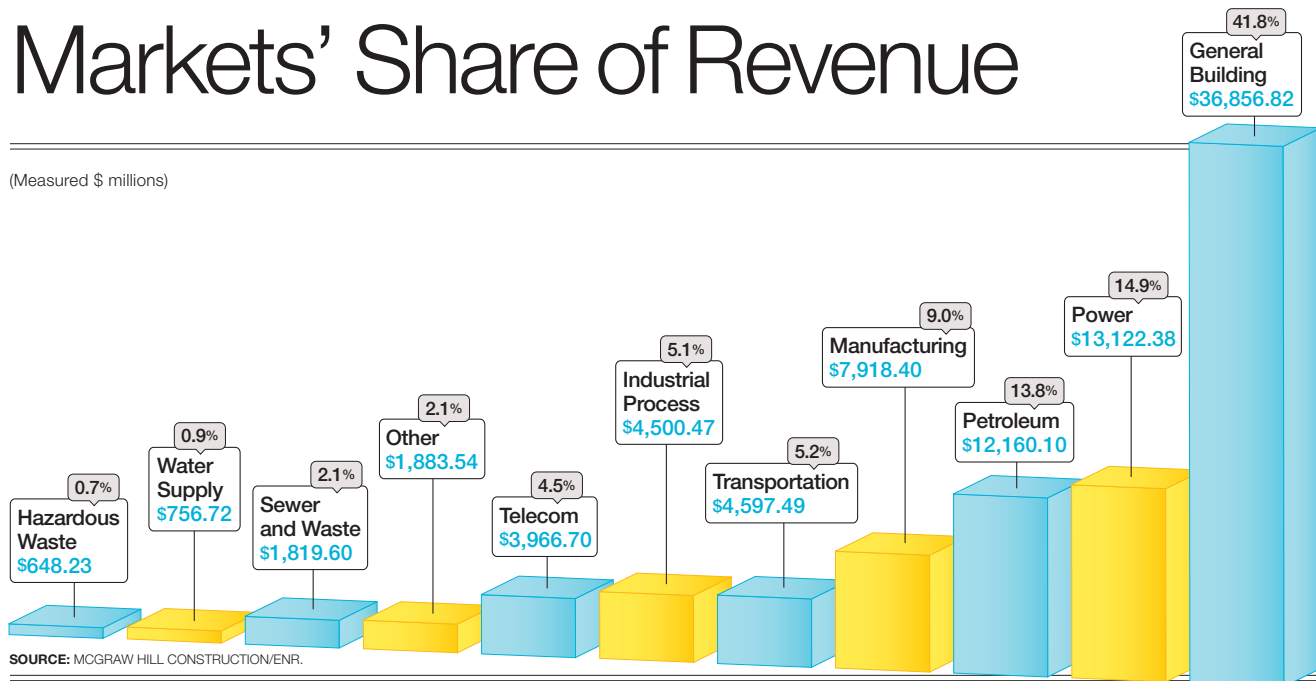
EMCOR also has built a big stake in oil and gas. In July 2013, it acquired La Porte, Texas-based refinery contractor RepconStrickland Inc. "It usually takes about nine months to fully integrate an acquired firm, and this one has worked out really well," says Anthony Guzzi, CEO, EMCOR.

There have been several recent major acquisitions and consolidations involving specialty contractors. In June, MASTEC Inc. acquired Pacer Construction Holdings Corp., a 1,600-person, Calgary-based contractor in the oil-and-gas sector. And, in April, demolition and asbestos-abatement giants LVI Services Inc. and NCM Group Holdings merged to form Northstar Group Services Inc.

Southland Industries has made a couple of acquisitions, but it is focusing on branching out internally. In 2013, it opened an engineering subsidiary to assist in design-build projects. "Southland Engineering helps

Markets' Share of Revenue

(Measured \$ millions)



SOURCE: MCGRAW HILL CONSTRUCTION/ENR.

Comparing the Past Decade's Specialty-Contractor Revenue



Measured in \$ billions
SOURCE: MCGRAW HILL CONSTRUCTION/ENR.

us to get into design-build projects at an earlier stage of the design process,” says Ted Lynch, CEO. He says the subsidiary also works as a stand-alone engineering firm, which also could help Southland secure the mechanical work.

Midsized contractors also are expanding their portfolios. Joslin Construction added an earthworks division in 2010, and, this past April, it launched a new paving division. Joslin President Curtis Joslin says clients want one point of contact for a division-two package. “By making ourselves multidimensional, we streamlined processes for our clients and put the early stages of a project squarely on our shoulders.”

Buildings Are Big, in a Small Way

Guzzi is concerned about the buildings market. “Outside of the industrial and petroleum sectors, the market has not moved much,” he says. He believes the overall market will continue to rise but says it won’t be fully back for another two years. “A rising tide raises all boats, but this tide is not rising very fast.”

The Top 600 data seem to back up some of Guzzi’s views. While Top 600 revenue in the manufacturing, petroleum and power markets was up substantially from 2012 to 2013, revenue in the general buildings market grew only 0.2% during the same period.

Guzzi sees opportunities in the buildings market,

512

Firms on the list that sent in a survey in 2013

71.1%

Firms that increased revenue in 2013 from 2012

28.5%

Firms that had lower revenue in 2013 from 2012

but he says many projects, particularly in the health-care and hospitality markets, are small to midsized. “There are medical offices being built but not the big hospital projects. And there are some nice hospitality jobs for smaller contractors, but these projects are not in our core market,” Guzzi says.

Many large contractors are seeing a trend toward smaller jobs. “We continue to see many opportunities, with small to midsized projects growing the fastest,” says Joel Moryn, president of Parsons Electric. He says that, during 2013 and early 2014, some megaprojects got funded, but “we are currently seeing less of those opportunities coming up in the future.”

Many firms are seeing a growing market for buildings in their regions. Roger & Sons Concrete is working on or has won projects for several very large high-rises in the New York City area. “The private building market—commercial and residential—in New York City is growing fast and seems to be sustainable over the next several years. The level of comfort for a sustainable market over the next several years is as high as it has been since 2008,” says Peter Rodrigues, executive project manager, Roger & Sons Concrete Inc.

There is an overall sense that the market has turned and is growing, even if it is not yet booming. “It is a general rule that it takes 10 years to dig out of a long recession,” says Mike Taylor, executive director of the

Buildings

Excavation for the Millennium



J Derenzo Cos. (No. 167) excavated 36 ft below grade in preparation for the single-largest concrete pour in Boston history—by S&F Concrete (No. 150)—for the 60-story, 1.1-million-sq-ft, mixed-use Millennium Tower.

National Demolition Association, Doylestown, Pa. “We are now in the process of digging out.”

Watching Cash

The expanding market has many industry executives excited to grow their firms back to where they were before the recession. However, many in the industry have been shaken by some major recent defaults by large specialty contractors over the past two years. Trainor Glass, one of the nation’s largest glazing and curtain-wall contractors, closed abruptly in February 2012, disrupting major projects across the country.

But it was the sudden closing of The Truland Group, which ranked at No. 21 on last year’s Top 600 and No. 10 among electrical contractors, that has shaken many in the industry (ENR 8/11-18 p. 16). “It was a big shock when Truland shut down,” says Lynch. He says Truland’s demise has caused many firms to be more careful about their own finances and those of the firms they work with. “We have got our eye on a couple of other firms that may run into trouble,” he says, declining to identify the firms.

Watching for trouble among partners is growing. “We work with a lot of large general contractors, and we know they are doing fine,” says J. Robert Mann, E-J Electric Installation chairman. “But we watch our P’s and Q’s when working with smaller GCs.”



“When it comes to how many days a subcontractor usually has to wait past an invoice’s due date to get paid, 60 to 90 days is the new 30.”

E. Colette Nelson, Chief Advocacy Officer, American Subcontractors Association

Mann also is troubled by some of his competitors taking on more than they can handle. “We are a big firm with broad expertise and experience,” he says. However, he is seeing smaller firms now competing for projects that are bigger than they are used to, such as the Hurricane Sandy restoration in the New York City metropolitan area. “The trouble is that you won’t find out if they have the capacity to do the work until a year or two down the road,” he says.

A major issue is that, after a prolonged recession, many specialty contractors have burned through their backlogs and are cash-poor. With growing opportunities, many of these firms are looking to jump back into the market to grow quickly to their former size but without the resources to execute the jobs.

“There are more cash-flow problems in a recovery than in a recession,” says E. Colette Nelson, chief advocacy officer for the American Subcontractors Association, Alexandria, Va. She says when a company takes on too much work but does not have the cash, it can lead to financial problems and even defaults.

Nelson says subcontractors are particularly vulnerable in a recovery. Margins have not yet recovered, and subs often have to struggle to get paid on time, putting added pressure on their cash positions. “When it comes to how many days a subcontractor usually has to wait past an invoice’s due date to get paid, 60 to 90 days is the new 30,” Nelson says.

The ENR Top 600 survey bears out some of Nelson’s points. ENR asked what percentage of payments were received late and what was the average number of days late the payment was made. Of the 489 Top 600 firms that provided figures, 114 said the average late-payment period was 60 days or more.

Another issue among specialty contractors is the increasing use of questionable contractors. “We have seen research that up to 50% of construction workers in Texas are paid in cash without benefits or insurance, and up to 25% in California are in the same situation,” says Nelson. She says there still are GCs that will hire subcontractors based solely on price and look the other way about regulatory-compliance issues. “The natural reaction is to pass new regulations to address the issues, but that means added costs and paperwork burdens for law-abiding contractors but not to those who ignore the law from the start,” she says.

Concerns about some firms’ financial health and stability have many Top 600 firms paying close attention to their bidding practices and workload, despite the increasing number of opportunities available. “There hasn’t been a time in our 60-year history when discretion and job selection have been more important than they are today,” says John Boncher, CEO of

The Top 600 Dialogue

Do you see any issues or trends that are affecting contractors?



JAMES F. O'NEIL, CEO
QUANTA SERVICES
Houston



Skilled labor is the biggest issue facing our industry today. The demand for resources has outpaced the industry's ability to develop skilled labor. This is both a challenge and an opportunity.



ANNE-MERELIE MURRELL, CEO
GIROUX GLASS
Los Angeles



We always need qualified people to do the work, especially now. We all have new stars coming up in the industry, but young people won't develop into stars if you don't take the time and effort to train them.



DAVE CRUMRINE, PRESIDENT
INTERSTATES CONSTRUCTION SERV.
Sioux Center, Iowa



The divide between GC-CMs that truly lead a construction project and those that simply "witness it" is growing. We haven't developed a reliable way to screen who has a story and who has a real game during the proposal phase.



LENEÉ M. KOCH, VICE PRESIDENT
LEI COMPANIES INC.
Denver



A large gap in an outlined plan and [the actual] construction schedule is definitely trickling down to the specialty-trade contractors. The key ... is to form the team as early as possible [and establish] a clear work plan and schedule.



JOEL MORYN, PRESIDENT
PARSONS ELECTRIC
Minneapolis



We see the resurgence of alternate delivery models such as design-build, design-assist and lean construction. These models went down in popularity as owners preferred lump-sum design-bid-build delivery during the recession.

Do you see any existing or new technologies that are helping to change construction?




PETER RODRIGUES, EXEC. PROJ. MGR.
ROGER & SONS CONCRETE INC.
LaGrangeville, N.Y.



We have introduced a system of inclinometers in one of our super-tall projects that works with our GPS systems and provides real-time information related to normal building sway and movement due to construction loads.



TYLER NOTTBERG, CEO
U.S. ENGINEERING CO.
Kansas City, Mo.



We are ... linking up estimating, virtual construction modeling and scheduling information into one consolidated approach. We have found substantial benefits when it comes to the speed and accuracy of the information.



TIMOTHY M. DUNLAP, PRESIDENT
CENTIMARK CORP.
Canonsburg, Pa.



The use of drones improves productivity and worker safety by examining remote or unsafe surfaces. Wearable computers, like Google Glass, will allow hands-free access to information and the capture of images.



DAVID MARTIN, 4TH GENERATION
H.J. MARTIN & SONS
Green Bay, Wis.



We developed an internal app that our installers use to take pictures through an iPad, view electronic blueprints through Dropbox, complete a daily progress report, sign change orders [and] work tickets and enter hours



JOHN BONCHER, CEO
CUPERTINO ELECTRIC
San Jose, Calif.



When it comes to big data and analytics, the Holy Grail is predictive analytics. We are creating our own. When complete, we will be able to anticipate impacts, make adjustments and improve our productivity rate.

Petroleum

VEC Inc. Pumps the Gas



VEC Inc. (No. 178) is doing the electrical work for a gas-compressor pumping station, including a control center and three drive buildings, near Cheyenne, Wyo., for EOG Resources, a Houston-based oil-and-gas company.

Cupertino Electric. He says there are great opportunities as well as “equally horrible” opportunities out there. “A conscious, thoughtful effort to keep emotions out of the mix and evaluate opportunities on their merits is what keeps us competitive,” Boncher observes.

Many firms are being cautious. “It doesn’t make sense to sign up a bunch of work, take the risk and put strain on the organization for little or no profit,” says Travis Winsor, CEO of The Raymond Group.

The ability to make a profit is a critical factor in taking work. “As contractors get involved in complex, high-speed projects, they need to be aware of the risks they are taking on to perform profitably so that they are around for the next project,” says Tyler Nottberg, CEO, U.S. Engineering Co.

Many contractors worry that their margins remain tight, despite the increase in work. “We set a precedent during the recession on lower construction pricing with owners. They are now slow to recognize the fact that pricing is rising. They’ll have to change their expectations on the cost of construction,” says Tim Chadwick, CEO, MMC Corp.

However, many firms see some of the more onerous practices easing off as specialty contractors have more opportunities to pick and choose what projects and partners to work with. GCs continue to try to commoditize specialty contractors with increasingly restrictive contract terms, which were common when there was an oversupply of specialty firms, says Moryn of Parsons Electric. However, some GCs using these



“We set a precedent during the recession on lower construction pricing with owners. They are now slow to recognize that pricing is rising.”

Tim Chadwick,
CEO, MMC
Corp.

commercially unfavorable contracts have begun to find subs refusing to bid their projects, he says.

Costs of Doing Business

But there continues to be competitive pressure on pricing bids. Winsor says non-union contractors are breaking into markets historically marked as union. “Non-union contractors, as a whole, are becoming more sophisticated, and we are seeing them take on more challenging projects,” Winsor notes.

Another area of concern regards the increased costs of complying with new federal and state regulations. “Some industry associations are sounding early alarms about federal regulations to be released over the next few months,” says John Grau, CEO of the National Electrical Contractors Association, Bethesda, Md. He says some NECA members believe that regulations under development over the past few years may start appearing soon. “One of our members calls it ‘regulation strangulation,’” Grau says.

Many contractors complain about the business impact of increasing levels of regulation. “Permits and certifications are required for everything, and this increases the cost of business and the price of production,” says Ben Johnston, executive vice president, Pittsburg Tank & Tower Inc. For example, he says the Dept. of Homeland Security has made it more cumbersome to obtain Transportation Worker Identification Credential cards and other security clearances. “The workforce is narrowed when only those with a background history check can be hired,” Johnston says.

Materials and equipment prices have been one area in which costs, while rising, have not been a huge burden. “We are not seeing changes in prices, so far, that would be considered significant,” says Moryn of Parsons Electric. “[We see] slight increases in pricing and small changes in availability and lead times,” notes Wayne Searle, CEO of SME Steel.

Staff Shortages

The biggest concern among the Top 600 is the availability and cost of workers for future projects. Worker shortages in the trades are quickly going from a future worry to a current fact of life. As part of the Top 600 survey, ENR asks each firm whether it has experienced shortages in craft labor. This year, 47.8% of the firms on the Top 600 said they had experienced craft shortages. This percentage compares to 37.6% last year, 26.9% in 2012, 21.7% in 2011 and only 14.1% in 2010.

Labor-shortages have begun to put pressure on costs. “Labor prices just keep escalating. It is supply and demand. In the skilled trades, there continues to be a diminishing pool of qualified labor relative to the

volume of work that will need to be performed,” says Nottberg of U.S. Engineering Co.

Worker shortages also are having an impact on bidding and project opportunities. “Many clients who, just a year ago, may have had no problem attracting labor and contractors to participate in their projects are finding themselves challenged to get participation. We are seeing owners and general contractors looking ahead to sign up their preferred contractors before their capacity is gone,” says Clayton M. Scharff, CEO, Sachs Electric Co.

“More than ever, clients are looking for contractors with the available workforce to do the work. They want to know you are technically capable and that you have the workforce capacity to make it happen,” says Dave Crumrine, president of Interstates Construction Services. He says customers have learned what it’s like to get burned by initial low numbers and late jobs. “Having that skilled workforce and implementing efficient ways to leverage them in the field are where it matters ... and will matter for the foreseeable future.”

One of the perennial difficulties is attracting young people to replace retiring baby boomers. “The good



“The good news is that, I think, we are in for good times for the next five years. The bad news is, we have done a poor job recruiting people to do the work.”

Mike Taylor,
Executive
Director, National
Demolition Assn.

news is that, I think, we are in for good times for the next five years. The bad news is, we have done a poor job recruiting people to do the work,” says Taylor.

Some firms stress that construction should be sold not just as a job but as a career. “We must change the perception of the construction industry among the next generation of potential craft workers and attract employees based on long-term growth and development, rather than a near-term job,” says Bob Pragada, the new CEO of The Brock Group.

Pragada says The Brock Group has been working hard to attract and maintain a sufficient workforce. “We’ve invested years of resources and effort developing a skilled workforce through enhanced training programs, improving our workforce development capabilities and providing career-path opportunities for newcomers into the market place,” he says.

However, changing attitudes in society, especially among young people, can be used to sell construction. “Fifteen years ago, young people getting into electrical engineering all wanted to get involved in the dot-com revolution,” says Lynch of Southland Industries. Now, young people are more interested in the environment

THE TOP 50 FIRMS IN ELECTRICAL									
RANK	FIRM	(\$ MIL.)	% CHANGE		RANK	FIRM	(\$ MIL.)	% CHANGE	
2014	2013	2013 REV.	'12-'13		2014	2013	2013 REV.	'12-'13	
1	1	QUANTA SERVICES INC.	4,481.2	+6	26	**	CONTI CORP.	252.5	NA
2	2	EMCOR GROUP INC.	2,569.1	+12	27	**	ALLISON SMITH LLC	246.0	NA
3	5	MMR GROUP INC.	952.0	+34	28	26	HUNT ELECTRIC CORP.	234.7	-4
4	3	MYR GROUP INC.	902.7	-10	29	28	DAVIS H. ELLIOT CO. INC.	219.1	+3
5	4	ROSENDIN ELECTRIC	804.0	-9	30	38	ARDENT SERVICES LLC	218.4	+52
6	6	M.C. DEAN INC.	713.7	+21	31	20	MILLER ELECTRIC CO.	204.4	-26
7	7	CUPERTINO ELECTRIC INC.	698.0	+22	32	34	PARSONS ELECTRIC LLC	200.1	+6
8	13	MASTEC INC.	562.2	+26	33	29	HATZEL & BUEHLER INC.	197.1	-5
9	9	MDU CONSTRUCTION SERVICES GROUP INC.	561.5	+5	34	35	WALKER ENGINEERING INC.	193.2	+20
10	8	GREENSTAR SERVICES CORP. (TUTOR PERINI)	538.9	-4	35	31	SARGENT ELECTRIC CO.	190.0	-7
11	11	BERGELECTRIC CORP.	525.2	+10	36	36	NEW RIVER ELECTRICAL CORP.	179.2	+14
12	12	IES	494.6	+8	37	**	COCHRAN INC.	176.2	+63
13	15	ALDRIDGE ELECTRIC	411.0	+14	38	**	PAYNECREST ELECTRIC INC.	175.0	+127
14	25	ENERGY SERVICES HOLDINGS LLC	373.6	+46	39	43	GAYLOR ELECTRIC INC.	173.6	+28
15	17	MORROW-MEADOWS CORP.	366.2	+9	40	41	EC CO.	170.0	+21
16	14	THE NEWTRON GROUP LLC	366.0	-17	41	44	GUARANTEE ELECTRICAL CO.	170.0	+26
17	23	FAITH TECHNOLOGIES INC.	356.0	+37	42	45	THE MORSE GROUP INC.	163.3	+24
18	16	HELIX ELECTRIC INC.	350.0	-3	43	**	CSI ELECTRICAL CONTRACTORS INC.	146.9	+40
19	18	E-J ELECTRIC INSTALLATION CO.	332.0	+9	44	37	SPRIG ELECTRIC	146.5	+0
20	24	CACHE VALLEY ELECTRIC CO.	326.5	+27	45	**	MILLER ELECTRIC CO.	145.3	NA
21	22	FISK	312.3	+20	46	**	THE STATE GROUP INC.	138.6	+23
22	19	WAYNE J. GRIFFIN ELECTRIC INC.	291.2	+0	47	46	INGLETT & STUBBS LLC	135.4	+5
23	30	ISC	278.0	+35	48	50	ROGERS ELECTRIC	131.4	+8
24	32	MOTOR CITY ELECTRIC CO.	272.9	+49	49	42	JMEG LP	128.2	-6
25	27	SACHS ELECTRIC CO.	272.1	+23	50	**	TRI-CITY ELECTRICAL CONTRACTORS INC.	128.0	+45

NA=NOT AVAILABLE. **=NOT PREVIOUSLY RANKED.

and energy conservation, he says. "The opportunity to build environmentally friendly systems is becoming increasingly attractive to young people."

Many firms are passing on opportunities based on their staffing and becoming more selective in what they pursue. "Our strategy is to hire selectively and consider passing on project opportunities that we don't clearly have the right team available to do," says Moryn of Parsons Electric. He says that, in the past, the firm would have hired aggressively and increased staff count quickly. "We are taking a more conservative approach to growth right now," he says.

Staff shortages have firms worried about talent-poaching by desperate competitors. "Our labor prices have increased in the field and office as we have several tenured employees who deserve the top pay based on their performance. As the skills gap tightens, we see many competitors trying to hire our people, and we try to pay everyone the highest amount possible," David Martin, 4th Generation, H.J. Martin & Sons.

This scenario has led many firms to ramp up their pay and benefits to keep their top performers. "Internally, [W.L. French Excavating Corp., or WLF] strives



"We must change the perception of the industry ... and attract employees based on long-term growth and development, rather than a near-term job."

Bob Pragada, CEO, The Brock Group

to retain valuable employees by increasing and expanding the company's benefit program," says William L. French Jr., president. He says the firm uses the benefits program to recruit candidates and maintain competitiveness. WLF also continues to find ways to reward employees to demonstrate their value and the team's commitment and dedication, French says.

Some firms also are confronting the level of diversity in the industry. "We do a lot of public work with [minority- or women-owned business enterprise] requirements," says Mann of E-J Electric. He says the firm often has to scramble to find qualified MBEs or WBEs. "We, as an industry, need to do better at developing and mentoring MBEs and WBEs," he says.

Consolidations

The demographics that are affecting the workforce also are affecting the ownership of firms. Increasingly, owners of specialty and subcontractors are approaching retirement age and looking for exit strategies. "We are seeing a lot of companies for sale. I'm seeing three times the number of unsolicited requests to buy companies, most [of which] don't appear to have a succes-

THE TOP 50 FIRMS IN MECHANICAL

RANK	RANK	FIRM	(\$ MIL.)	% CHANGE	RANK	RANK	FIRM	(\$ MIL.)	% CHANGE
2014	2013		2013 REV.	'12-'13	2014	2013		2013 REV.	'12-'13
1	1	EMCOR GROUP INC.	3,853.6	-5	26	31	AZCO INC.	147.0	+11
2	3	COMFORT SYSTEMS USA INC.	1,126.5	+34	27	33	P1 GROUP INC.	146.2	+15
3	4	ACCO ENGINEERED SYSTEMS INC.	704.7	+11	28	17	HARRIS COS.	138.0	-36
4	5	API GROUP INC.	462.6	+0	29	26	J.C. CANNISTRARO LLC	136.0	-7
5	7	TDINDUSTRIES	433.0	+9	30	30	IVEY MECHANICAL CO. LLC	133.5	-1
6	10	SOUTHLAND INDUSTRIES	429.6	+16	31	36	COASTAL MECHANICAL	129.6	+13
7	6	MCKINSTRY	428.0	+7	32	35	SAUER HOLDINGS INC.	129.4	+11
8	8	HARDER MECHANICAL CONTRACTORS INC.	384.6	+1	33	44	LEE CO.	129.1	+29
9	11	LIMBACH FACILITY SERVICES	317.9	+13	34	**	CHARTER MECHANICAL CONTRACTORS	124.1	NA
10	12	U.S. ENGINEERING CO.	304.3	+13	35	**	SHAFT DRILLERS INTERNATIONAL LLC	123.4	+81
11	9	NOOTER CONSTRUCTION CO.	276.3	-25	36	**	TOTAL FACILITY SOLUTIONS INC. - M+W GROUP	120.7	+58
12	18	MCKENNEY'S INC.	266.6	+26	37	**	PIPING & EQUIPMENT CO. INC.	117.2	+127
13	28	JH KELLY LLC	249.0	+70	38	46	LETSOS CO.	112.9	+15
14	15	BRANDT	247.2	+6	39	39	E.M. DUGGAN INC.	111.4	+3
15	25	TITAN CONTRACTING/HORN INDUSTRIAL SERVICES	235.0	+60	40	41	WORTH & CO. INC.	109.7	+3
16	47	TERRA MILLENNIUM CORP.	231.8	+141	41	22	J.F. AHERN CO.	107.1	-43
17	20	MURRAY CO.	224.0	+11	42	42	THE ROBERTS CO.	105.4	+1
18	23	CRITCHFIELD MECHANICAL INC.	216.2	+23	43	48	FRESH MEADOW MECHANICAL CORP.	105.2	+14
19	16	MURPHY CO. MECHANICAL CONTR'S & ENGINEERS	199.6	-7	44	37	PACIFIC RIM MECHANICAL CONTRACTORS INC.	103.0	-9
20	24	GREENSTAR SERVICES CORP. (TUTOR PERINI)	195.2	+18	45	**	CECO CONSTRUCTION GROUP	102.9	+558
21	14	MMC CONTRACTORS INC.	178.4	-24	46	43	THE STATE GROUP INC.	102.4	+1
22	19	APOLLO MECHANICAL CONTRACTORS	168.8	-18	47	**	SHAPIRO & DUNCAN INC.	97.2	+16
23	29	MCCARL'S INC.	167.0	+18	48	38	A.O. REED & CO.	96.0	-12
24	13	JOHN E. GREEN CO.	153.5	-41	49	50	GRUNAU CO.	95.7	+7
25	32	THE HILL GROUP	151.1	+19	50	49	MECHANICAL INC.	88.7	-4

NA=NOT AVAILABLE. ** =NOT PREVIOUSLY RANKED.

THE TOP 20 FIRMS IN MASONRY

RANK	RANK	FIRM	(\$ MIL.)	% CHANGE
2014	2013		2013 REV.	'12-'13
1	1	WESTERN CONSTRUCTION GROUP	77.5	-13
2	2	MCGEE BROTHERS CO. INC.	73.2	+54
3	4	C.A. LINDMAN COS.	40.2	+32
4	5	SUN VALLEY MASONRY INC.	36.0	+31
5	6	NORTHLAND CONCRETE & MASONRY CO. LLC	24.8	+1
6	12	DEE BROWN INC.	24.0	+48
7	9	JOHN J. SMITH MASONRY CO.	22.9	+14
8	10	PYRAMID MASONRY CONTRACTORS INC.	21.8	+14
9	**	FERNANDES MASONRY INC.	21.0	NA
10	13	IMS MASONRY INC.	20.3	+33
11	**	BRODIE CONTRACTORS INC	18.3	NA
12	14	MASONRY BUILDERS INC.	15.7	+40
13	**	SHADROCK AND WILLIAMS MASONRY LTD.	15.4	NA
14	11	THE WITMER GROUP	15.3	-7
15	15	INTERNATIONAL CHIMNEY CORP.	11.0	+6
16	8	MASONRY ARTS INC.	9.1	-55
17	18	CUSTOM MASONRY CORP.	5.5	+67
18	**	GREENSTAR SERVICES CORP. (TUTOR PERINI)	5.5	NA
19	16	NATIONAL RESTORATION SYSTEMS INC.	5.1	-15
20	**	NOOTER CONSTRUCTION CO.	3.5	NA

NA=NOT AVAILABLE. ** =NOT PREVIOUSLY RANKED.

THE TOP 20 FIRMS IN CONCRETE

RANK	RANK	FIRM	(\$ MIL.)	% CHANGE
2014	2013		2013 REV.	'12-'13
1	1	BAKER CONCRETE CONSTRUCTION INC.	840.0	-3
2	2	STRUCTURAL GROUP	341.0	-6
3	3	CECO CONSTRUCTION GROUP	295.3	+37
4	6	LARGO CONCRETE	210.0	+51
5	5	T.A.S. COMMERCIAL CONCRETE CONSTRUCTION LLC	195.5	+27
6	4	BRAND ENERGY AND INFRASTRUCTURE SERVICES	186.2	+20
7	7	CAPFORM INC.	141.3	+6
8	10	GATE PRECAST CO.	133.0	+7
9	8	S&F CONCRETE CONTRACTORS INC.	123.0	-7
10	9	SUNTEC CONCRETE	118.1	-6
11	**	ROGER & SONS CONCRETE INC.	107.3	NA
12	13	CONCRETE STRATEGIES LLC	83.8	+6
13	14	KENT COS.	82.2	+13
14	15	VEE-JAY CEMENT CONTRACTING CO. INC.	78.8	+20
15	**	PRECISION CONCRETE CONSTRUCTION INC.	66.1	+21
16	17	WESTERN CONSTRUCTION GROUP	64.9	+10
17	**	WAYNE BROTHERS INC.	64.8	+19
18	11	MCHUGH CONCRETE CONSTRUCTION	60.2	-49
19	**	ENTERPRISE PROPERTIES INC.	56.8	+14
20	20	UNITED FORMING INC.	53.7	-2

NA=NOT AVAILABLE. ** =NOT PREVIOUSLY RANKED.

THE TOP 20 FIRMS IN WALL AND CEILING

RANK	RANK	FIRM	(\$ MIL.)	% CHANGE
2014	2013		2013 REV.	'12-'13
1	1	PERFORMANCE CONTRACTING GROUP INC.	538.0	+7
2	2	KHS&S CONTRACTORS	283.6	+9
3	4	STANDARD DRYWALL INC.	156.1	+7
4	7	THE RAYMOND GROUP	132.4	+44
5	5	PRECISION WALLS INC.	130.8	+20
6	6	BAKERTRIANGLE	125.9	+23
7	3	ACOUSTI ENGINEERING CO. OF FL	122.4	-19
8	9	CALIFORNIA DRYWALL	110.3	+45
9	8	NATIONAL CONSTRUCTION ENTERPRISES INC.	92.0	+1
10	**	F.L. CRANE & SONS INC.	77.5	NA
11	**	NEVELL GROUP INC.	55.0	NA
12	12	BAYSIDE INTERIORS INC.	49.5	+6
13	13	GROUP BUILDERS INC.	48.3	+10
14	11	DALEY'S DRYWALL	47.9	-4
15	15	CENTRAL CEILINGS INC.	35.1	+3
16	**	CIRCLE B CONSTRUCTION SYSTEMS LLC	32.2	+55
17	**	TARLTON AND SON INC.	31.2	+3
18	19	TJ WIES CONTRACTING INC.	29.5	-6
19	**	SHIELDS INC.	29.5	+52
20	16	ACOUSTIC CEILING AND PARTITION CO.	27.5	-17

NA=NOT AVAILABLE. ** =NOT PREVIOUSLY RANKED.

THE TOP 20 FIRMS IN UTILITY

RANK	RANK	FIRM	(\$ MIL.)	% CHANGE
2014	2013		2013 REV.	'12-'13
1	2	QUANTA SERVICES INC.	1,872.1	+22
2	1	MASTEC INC.	1,556.9	-5
3	3	HENKELS & MCCOY INC.	1,287.3	+23
4	4	MILLER PIPELINE	322.2	+3
5	5	TEAM FISHEL	281.8	+5
6	6	MDU CONSTRUCTION SERVICES GROUP INC.	270.4	+20
7	7	INTREN INC.	205.7	+16
8	**	DANELLA COS. INC.	193.5	NA
9	8	W.A. RASIC CONSTRUCTION CO. INC.	115.0	+8
10	10	WEST VALLEY CONSTRUCTION CO. INC.	92.1	+9
11	19	NORTHEAST REMSCO CONSTRUCTION INC.	89.4	+225
12	9	W.A. CHESTER LLC	82.1	-5
13	**	ALEX E. PARIS CONTRACTING CO. INC.	79.6	NA
14	**	BRENT SCARBROUGH & CO.	77.2	NA
15	14	NETWORK INFRASTRUCTURE INC.	49.7	+29
16	16	GAINES AND CO.	43.1	+31
17	**	MONTANA CONSTRUCTION CORP. INC.	39.7	NA
18	17	B. FRANK JOY	32.9	+13
19	20	JOHNSON-DAVIS INC.	29.4	+10
20	18	VEIT	29.0	+3

NA=NOT AVAILABLE. ** =NOT PREVIOUSLY RANKED.

THE TOP 20 FIRMS IN GLAZING AND CURTAIN WALL

RANK 2014	RANK 2013	FIRM	(\$ MIL.) 2013 REV.	% CHANGE '12-'13
1	2	ENCLOS	229.6	+30
2	1	HARMON INC.	196.5	+9
3	3	WALTERS & WOLF	178.4	+28
4	4	W&W GLASS LLC	110.0	+29
5	6	KARAS & KARAS GLASS CO. INC.	52.6	+8
6	5	TOWER GLASS INC.	44.6	-19
7	17	KOVACH INC.	38.0	+111
8	12	AJAY GLASS & MIRROR CO. INC.	35.5	+40
9	15	CROWN CORR INC.	35.1	+92
10	7	NATIONAL ENCLOSURE CO. LLC	30.0	-33
11	13	GIROUX GLASS INC.	25.2	+11
12	16	EGAN CO.	22.9	+27
13	**	R&R WINDOW CONTRACTORS INC.	22.6	NA
14	**	H.J. MARTIN & SON	22.3	NA
15	18	A.C. DELLOVADE INC.	19.3	+22
16	20	CRAWFORD-TRACEY CORP.	12.1	+54
17	**	AGP INC.	7.2	NA
18	**	GREENSTAR SERVICES COP. (TUTOR PERINI)	3.9	NA
19	19	DGC CAPITAL CONTRACTING	3.4	-63
20	**	W.S. NIELSEN CO. INC.	2.4	NA

NA=NOT AVAILABLE. ** =NOT PREVIOUSLY RANKED.

THE TOP 20 FIRMS IN PAINTING

RANK 2014	RANK 2013	FIRM	(\$ MIL.) 2013 REV.	% CHANGE '12-'13
1	1	THE BROCK GROUP	245.6	-4
2	2	BRAND ENERGY AND INFRASTRUCTURE SERVICES	165.5	+6
3	**	SAFWAY GROUP	60.5	NA
4	3	TECHNO COATINGS INC.	57.0	+4
5	5	THOMAS INDUSTRIAL COATINGS INC.	55.4	+4
6	6	FD THOMAS INC.	52.2	+0
7	8	MOBLEY INDUSTRIAL SERVICES	51.8	+8
8	9	DUNKIN & BUSH INC.	42.8	-4
9	7	AVALOTIS CORP.	39.0	-21
10	10	SWANSON & YOUNGDALE INC.	37.3	+3
11	12	ASCHER BROTHERS CO. INC.	35.9	+13
12	11	HARTMAN WALSH PAINTING CO.	33.0	+3
13	13	JERRY THOMPSON & SONS PAINTING INC.	32.6	+28
14	16	LONG PAINTING CO.	31.2	+35
15	**	CERTIFIED COATINGS CO.	26.1	NA
16	**	TECHNO WEST INC.	24.9	NA
17	**	PITTSBURG TANK AND TOWER CO. INC.	23.2	NA
18	15	SPECIALTY FINISHES INC.	22.3	-5
19	20	GEORGE E. MASKER INC.	20.8	+22
20	17	GRAYDAZE CONTRACTING INC.	20.2	-2

NA=NOT AVAILABLE. ** =NOT PREVIOUSLY RANKED.

THE TOP 20 FIRMS IN EXCAVATION AND FOUNDATION

RANK 2014	RANK 2013	FIRM	(\$ MIL.) 2013 REV.	% CHANGE '12-'13
1	1	HAYWARD BAKER INC. (A KELLER CO.)	530.6	+10
2	16	MASTEC INC.	389.2	+422
3	2	MALCOLM DRILLING CO. INC.	259.1	+22
4	3	BERKEL & CO. CONTRACTORS INC.	230.0	+23
5	4	BEAVER EXCAVATING CO.	194.7	+22
6	5	MANAFORT BROTHERS INC.	189.7	+21
7	8	VEIT	128.6	+9
8	6	MCKINNEY DRILLING CO.	125.8	-7
9	11	J DERENZO COS.	110.5	+38
10	**	NICHOLSON CONSTRUCTION CO.	103.0	NA
11	**	CASE FOUNDATION CO.	102.6	NA
12	18	INDEPENDENCE EXCAVATING INC.	93.1	+35
13	15	RUTTURA & SONS CONSTRUCTION INC.	92.7	+24
14	7	E.S. WAGNER CO.	92.5	-27
15	10	CONDON-JOHNSON & ASSOCIATES	87.4	+6
16	14	PLATEAU EXCAVATION	87.0	+13
17	13	FOUNDATION CONSTRUCTORS INC.	86.2	+10
18	**	MAGNUS PACIFIC CORP.	85.5	+70
19	19	DRILL TECH DRILLING & SHORING INC.	80.7	+33
20	12	RYAN INC. CENTRAL	80.0	+0

NA=NOT AVAILABLE. ** =NOT PREVIOUSLY RANKED.

THE TOP 20 FIRMS IN ROOFING

RANK 2014	RANK 2013	FIRM	(\$ MIL.) 2013 REV.	% CHANGE '12-'13
1	1	CENTIMARK CORP.	421.8	+4
2	2	TECTA AMERICA CORP.	403.0	+9
3	3	BAKER ROOFING CO.	173.7	+9
4	4	NATIONS ROOF LLC	115.0	+24
5	**	PROGRESSIVE ROOFING	97.2	NA
6	6	KALKREUTH ROOFING & SHEET METAL INC.	94.5	+7
7	7	BIRDAIR CORP.	63.1	-18
8	11	LATITE ROOFING & SHEET METAL CO.	60.8	+20
9	**	MOUNTAIN TOP ENTER. DBA SARATOGA ROOFING	54.2	+106
10	10	SCHREIBER CORP.	50.0	-4
11	15	DOUGLASS COLONY GROUP	44.5	+31
12	13	THE BULLDOG GROUP, INC	43.2	+18
13	8	HOLLAND ROOFING	41.6	-27
14	12	GREENWOOD INDUSTRIES INC.	40.9	-17
15	14	KPOST CO.	36.5	+6
16	18	KING OF TEXAS ROOFING CO. LP	34.7	+21
17	5	BEST CONTRACTING SERVICES INC.	34.3	-62
18	16	JOHN J. CAMPBELL ROOFING	30.1	-3
19	17	BURNS & SCALO ROOFING CO. INC.	27.7	-8
20	19	ORNDORFF & SPAID INC.	25.5	-10

NA=NOT AVAILABLE. ** =NOT PREVIOUSLY RANKED.

THE TOP 20 FIRMS IN DEMOLITION AND WRECKING

RANK 2014	RANK 2013	FIRM	(\$ MIL.) 2013 REV.	% CHANGE '12-'13
1	1	NORTHSTAR GROUP SERVICES INC.	281.3	+53
2	2	PENHALL CO.	205.0	+12
3	5	BRANDENBURG INDUSTRIAL SERVICE CO.	193.8	+35
4	3	D.H. GRIFFIN WRECKING CO. INC.	151.0	-5
5	8	MCM MANAGEMENT CORP.	92.8	+23
6	7	BIERLEIN COS.	83.0	+2
7	6	NASDI LLC	68.0	-17
8	11	INDEPENDENCE EXCAVATING INC.	50.1	+94
9	**	ENVIRONMENTAL REMEDIATION SERVICES INC.	43.8	NA
10	14	NORTH AMERICAN DISMANTLING CORP.	30.0	+41
11	10	O'ROURKE WRECKING CO.	29.0	+11
12	12	MANAFORT BROTHERS INC.	28.3	+11
13	13	MIDWEST STEEL CO. INC.	27.0	+10
14	**	JDC DEMOLITION INC.	24.0	NA
15	15	CHERRY DEMOLITION	23.6	+14
16	16	VEIT	23.5	+19
17	**	GREENSTAR SERVICES CORP. (TUTOR PERINI)	23.4	NA
18	**	CLEVELAND WRECKING CO.	23.4	NA
19	18	BREAK THRU ENTERPRISES INC.	20.8	+23
20	**	ROBINETTE DEMOLITION INC.	20.6	NA

NA=NOT AVAILABLE. ** =NOT PREVIOUSLY RANKED.

THE TOP 20 FIRMS IN ASBESTOS ABATEMENT

RANK 2014	RANK 2013	FIRM	(\$ MIL.) 2013 REV.	% CHANGE '12-'13
1	1	NORTHSTAR GROUP SERVICES INC.	234.4	+24
2	4	THE BROCK GROUP	43.3	-19
3	9	IREX CONTRACTING GROUP	38.5	+17
4	5	PERFORMANCE CONTRACTING GROUP INC.	37.8	-13
5	6	PRECISION ENVIRONMENTAL CO.	35.4	-13
6	12	MCM MANAGEMENT CORP.	23.2	+23
7	20	ENVIRONMENTAL HOLDINGS GROUP LLC	22.0	+57
8	17	MIDWEST SERVICE GROUP	21.8	+29
9	10	PRISM RESPONSE	21.3	+2
10	18	ARC ABATEMENT INC.	19.6	+25
11	**	WINTER ENVIRONMENTAL, DIV. WINTER CONSTR. CO.	17.5	+86
12	13	DEMOLITION & ASBESTOS REMOVAL INC.	17.4	+0
13	19	EARTH SERVICES & ABATEMENT (ESA) INC.	17.1	+12
14	11	NASDI LLC	17.0	-17
15	**	AMERICAN TECHNOLOGIES INC.	14.7	+13
16	15	ENVIRONMENTAL ASSURANCE CO. INC.	14.5	-16
17	16	AAC CONTRACTING INC.	13.3	-22
18	**	SPRAY SYSTEMS ENVIRONMENTAL	10.0	-20
19	**	NATIVE ENVIRONMENTAL LLC	9.5	NA
20	**	NEWROADS ENVIRONMENTAL SERVICES LLC	6.8	NA

NA=NOT AVAILABLE. ** =NOT PREVIOUSLY RANKED.

THE TOP 20 FIRMS IN SHEET METAL

RANK 2014	RANK 2013	FIRM	(\$ MIL.) 2013 REV.	% CHANGE '12-'13
1	**	HARRIS COS.	92.0	NA
2	1	THE HILL GROUP	80.4	-6
3	2	CROWN CORR INC.	62.5	-15
4	**	APOLLO MECHANICAL CONTRACTORS	56.3	NA
5	4	POYNTER SHEET METAL	54.1	+6
6	6	A.C. DELLOVADE INC.	44.9	-9
7	11	MMC CONTRACTORS INC.	44.6	+71
8	**	WORTH & CO. INC.	40.6	NA
9	10	B.T. MANCINI CO. INC.	39.2	+48
10	3	API GROUP INC.	38.5	-40
11	9	MECHANICAL INC.	38.0	+38
12	**	BONLAND INDUSTRIES INC.	37.2	NA
13	7	DEE CRAMER INC.	35.1	-2
14	5	SUPERIOR AIR HANDLING	34.1	-32
15	**	BAKER GROUP	30.9	+143
16	20	J.F. AHERN CO.	24.1	+47
17	**	BEST CONTRACTING SERVICES INC.	20.4	+625
18	17	BHW SHEET METAL CO.	18.9	+6
19	**	GREENWOOD INDUSTRIES INC.	17.5	NA
20	18	ARCTIC SHEET METAL INC.	15.2	-12

NA=NOT AVAILABLE. ** =NOT PREVIOUSLY RANKED.

THE TOP 20 FIRMS IN STEEL ERECTION

RANK 2014	RANK 2013	FIRM	(\$ MIL.) 2013 REV.	% CHANGE '12-'13
1	1	SCHUFF INTERNATIONAL INC.	416.1	+58
2	2	MIDWEST STEEL INC.	120.6	-26
3	12	L.P.R. CONSTRUCTION CO.	106.4	+155
4	8	SURE STEEL INC.	72.7	+30
5	10	BASDEN STEEL	63.6	+32
6	7	NATIONAL STEEL CITY LLC	59.0	+4
7	9	THE WILLIAMS GROUP	56.7	+2
8	3	SME STEEL	53.8	-45
9	4	BUCKNER COS.	47.3	-40
10	13	CENTURY STEEL ERECTORS	35.6	-9
11	6	GREENBERRY INDUSTRIAL	35.2	-44
12	**	UNISTRUT INTERNATIONAL CORP.	34.1	NA
13	20	SUPERIOR RIGGING & ERECTING CO. INC.	31.2	+56
14	15	PITTSBURG TANK AND TOWER CO. INC.	29.9	-15
15	14	SOWLES CO.	29.6	-18
16	17	DANNY'S CONSTRUCTION CO. LLC	25.9	+8
17	19	CSE INC.	25.7	+21
18	**	PASO ROBLES TANK INC.	25.7	NA
19	**	CASEY INDUSTRIAL INC.	25.4	+171
20	18	PATRIOT ERECTORS INC.	21.9	+2

NA=NOT AVAILABLE. ** =NOT PREVIOUSLY RANKED.

THE TOP 20 FIRMS IN FIRE PROTECTION AND SPRINKLERS

RANK	FIRM	(\$ MIL.)	% CHANGE	
2014	2013*	2013 REV.	'12-'13*	
1	NA	API GROUP INC.	867.3	NA
2	NA	VSC FIRE & SECURITY INC.	104.7	NA
3	NA	J.F. AHERN CO.	87.5	NA
4	NA	CENTURY FIRE PROTECTION LLC	62.5	NA
5	NA	WAYNE AUTOMATIC FIRE SPRINKLERS INC.	60.7	NA
6	NA	J.C. CANNISTRARO LLC	24.0	NA
7	NA	ARDEN BUILDING COS. LLC	17.9	NA
8	NA	JOHN E. GREEN CO.	17.1	NA
9	NA	HAMPSHIRE FIRE PROTECTION CO.	16.1	NA
10	NA	FREESTATE ELECTRICAL SERVICE CO.	15.0	NA
11	NA	GREAT LAKES PLUMBING & HEATING CO.	13.5	NA
12	NA	APS FIRE	13.4	NA
13	NA	AMERICAN FIRE TECHNOLOGIES	12.5	NA
14	NA	E.M. DUGGAN INC.	12.4	NA
15	NA	THE DIGESARE GROUP	9.0	NA
16	NA	ALLIANCE FIRE PROTECTION CO.	8.7	NA
17	NA	THE HILL GROUP	7.3	NA
18	NA	WYATT INC.	6.5	NA
19	NA	CONTI CORP.	5.5	NA
20	NA	CIRCLE B CONSTRUCTION SYSTEMS LLC	2.5	NA

* = NEW LIST—NO 2012 RANKINGS OR DATA, NA=NOT AVAILABLE. ** =NOT PREVIOUSLY RANKED.

Sports Facilities

49ers Hope for Sunny Days



Cupertino Electric (No. 19) designed and built all the electrical infrastructure for Levi's Stadium, home of the San Francisco 49ers NFL football team, in Santa Clara, Calif. It opened in July. The work included a 49-panel solar installation (see above).

sion plan," says Boncher of Cupertino Electric. He says smaller electrical contractors are struggling with how to monetize what they've spent so many years building. Now, their sole exit strategy is to sell the company. "Because of this trend, I think we're going to see fewer small contractors and a handful of very, very large contractors.

One firm that has avoided this problem is Giroux Glass. Anne-Merelie Murrell, who bought the company in 1991, announced last year that she would step down as CEO at the end of 2014; for two years, she has been selling her company stock to employees.

Murrell says too many firms do not make transition plans and that may hurt the staff and business. "When you sell a company, the staff does not know what they are going to get," she says. When employees are shareholders, they are more committed to the firm's success, she says. "There is an amazing amount of enthusiasm among the staff when you promote from within." CFO Nataline Lomedico will take over as CEO of Giroux on Jan. 1. "We chose her not because she is a woman but because she has 20 years in the industry, including 13 with Giroux, and is the best person to lead the firm going forward," says Murrell. ■

How To Read the Tables

KEY TO TYPE OF FIRM

A=asbestos abatement; **C**=concrete; **D**=demolition/wrecking; **E**=electrical; **F**=fire protection and sprinklers; **G**=glazing/curtain wall; **M**=mechanical; **MA**=masonry; **O**=other; **P**=painting; **R**=roofing; **SH**=sheet metal; **ST**=steel erection; **U**=utility; **W**=wall/ceiling; **X**=excavation/foundation.

Companies are ranked according to construction revenue in 2013 in (\$) millions from specialty contracting in a prime or subcontracting capacity. Firms

that were not ranked in 2013 are designated by double asterisks (**). New contract awards refer to contracts awarded in 2013. NA=not available.

General Building as a category includes commercial buildings, offices, stores, educational facilities, government buildings, hospitals, medical facilities, hotels, apartments, housing, etc.

Hazardous Waste includes chemical and nuclear waste treatment, asbestos and lead abatement, etc.

Industrial Process includes pulp and paper mills, steel mills, nonferrous metal refineries, pharmaceutical plants, chemical plants, food and other processing plants, etc.

Manufacturing includes auto, electronic assembly, textile plants, etc.

Petroleum includes refineries, petrochemical plants, offshore facilities, pipelines, etc.

Power includes thermal and hydroelectric powerplants, waste-to-energy plants, transmission lines, substations, cogeneration plants, etc.

Sewerage / Solid Waste includes

sanitary and storm sewers, treatment plants, pumping plants, incinerators, industrial waste facilities, etc.

Telecommunications includes transmission lines and cabling, towers and antennae, data centers, etc.

Transportation includes airports, bridges, roads, canals, locks, dredging, marine facilities, piers, railroads, tunnels, etc.

Water Supply includes dams, reservoirs, transmission pipelines, distribution mains, irrigation canals, desalination and potability treatment plants, pumping stations, etc.

RANK 2014	RANK 2013	FIRM	FIRM TYPE	2013 REVENUE (\$ MIL)		MARKETS (% OF 2013 REVENUE)									
				TOTAL REVENUE	NEW CONTRACTS	GENERAL BUILDING	MANUFACTURING	POWER	WATER SUPPLY	SEWER / WASTE	INDUS. / PETROLEUM	TRANSPORTATION	HAZARDOUS WASTE	TELECOM	
1	2	QUANTA SERVICES INC., Houston, Texas ¹	E	6,522.8	5,000.2	0	0	69	0	0	29	0	0	0	3
2	1	EMCOR GROUP INC., Norwalk, Conn.	M/E	6,422.7	NA	57	32	0	0	4	0	7	0	0	
3	3	MASTEC INC., Coral Gables, Fla. ³	O/U/E	4,324.8	4,126.4	0	0	20	0	0	38	0	0	42	
4	4	BRAND ENERGY AND INFRASTRUCTURE SERVICES, Kennesaw, Ga. ⁴	O	2,068.8	NA	9	1	14	0	0	74	2	0	0	
5	5	API GROUP INC., New Brighton, Minn. ⁵	F/O/M	1,927.4	2,321.2	40	10	25	0	0	25	0	0	0	
6	6	THE BROCK GROUP, Houston, Texas ⁶	O/P	1,444.7	NA	0	0	11	0	0	89	0	0	0	
7	8	HENKELS & MCCOY INC., Blue Bell, Pa. ⁷	U	1,355.0	1,355.0	3	0	43	2	0	34	0	0	14	
8	7	COMFORT SYSTEMS USA INC., Houston, Texas	M	1,126.5	1,112.1	77	23	0	0	0	0	0	0	0	
9	9	SAFWAY GROUP, Waukesha, Wis. ⁹	O	1,100.0	NA	31	0	14	0	0	55	0	0	0	
10	11	MDU CONSTRUCTION SERVICES GROUP INC., Bismarck, N.D.	M/U	1,039.8	1,130.5	54	0	26	0	0	8	0	0	0	
11	16	MMR GROUP INC., Baton Rouge, La.	E	952.0	NA	0	15	15	0	0	70	0	0	0	
12	13	PERFORMANCE CONTRACTING GROUP INC., Lenexa, Kan. ¹²	W/O/F	943.8	955.6	52	18	12	0	0	8	4	0	0	
13	10	MYR GROUP INC., Rolling Meadows, Ill.	E	902.7	326.1	20	0	80	0	0	0	0	0	0	
14	14	BAKER CONCRETE CONSTRUCTION INC., Monroe, Ohio	C	840.0	600.0	60	27	5	0	4	0	4	0	0	
15	12	ROSENDIN ELECTRIC, San Jose, Calif.	E	804.0	824.5	50	15	20	0	2	0	10	0	3	
16	15	GREENSTAR SERVICES CORP. (TUTOR PERINI), Sylmar, N.Y.	E	781.0	820.3	53	0	0	0	15	3	18	0	0	
17	17	ACCO ENGINEERED SYSTEMS INC., Glendale, Calif.	M	726.5	647.0	85	14	0	0	0	1	0	0	0	
18	18	M.C. DEAN INC., Dulles, Va.	E	713.7	525.2	40	5	0	0	5	0	30	0	20	
19	19	CUPERTINO ELECTRIC INC., San Jose, Calif.	E	698.0	NA	54	0	18	0	0	0	0	0	8	
20	28	NORTHSTAR GROUP SERVICES INC., New York, N.Y. ²⁰	D/A	586.0	604.0	15	15	15	0	0	25	15	15	0	
21	20	MCKINSTRY, Seattle, Wash.	M/E	535.0	NA	80	5	0	0	0	10	0	0	5	
22	23	HAYWARD BAKER INC. (A KELLER CO.), Hanover, Md.	X	530.6	552.7	27	3	6	10	4	17	30	0	3	
23	24	BERGELECTRIC CORP., Los Angeles, Calif.	E	525.2	589.9	75	10	0	0	5	0	5	0	5	
24	22	CENTIMARK CORP., Canonsburg, Pa. ²⁴	R	508.3	530.9	100	0	0	0	0	0	0	0	0	
25	25	IES INC., Houston, Texas	E	494.6	NA	0	0	0	0	0	0	0	0	0	
26	40	CECO CONSTRUCTION GROUP, Kansas City, Mo.	C/M	447.4	564.2	76	4	0	0	0	17	0	0	3	
27	30	TDINDUSTRIES, Dallas, Texas	M	433.0	433.0	90	0	0	0	0	0	10	0	0	
28	33	SOUTHLAND INDUSTRIES, Garden Grove, Calif.	M	429.6	NA	100	0	0	0	0	0	0	0	0	
29	38	FURMANITE CORP., Houston, Texas ²⁹	O	427.3	427.3	0	0	16	0	0	81	0	0	0	
30	39	STEEFAB INC., Charlotte, N.C. ³⁰	O	422.1	395.1	90	10	0	0	0	0	0	0	0	
31	26	SCHUFF INTERNATIONAL INC., Phoenix, Ariz.	ST	416.1	NA	40	10	25	0	0	20	5	0	0	
32	35	ALDRIDGE ELECTRIC, Libertyville, Ill.	E	411.0	370.0	5	0	50	0	0	0	45	0	0	
33	31	TECTA AMERICA CORP., Rosemont, Ill.	R	403.0	393.4	100	0	0	0	0	0	0	0	0	
34	65	TERRA MILLENNIUM CORP., Richmond, Calif. ³⁴	M/O	386.3	400.0	0	0	20	0	0	80	0	0	0	
35	32	HARDER MECHANICAL CONTRACTORS INC., Portland, Ore.	M	384.6	350.0	5	30	10	0	0	50	0	0	5	
36	44	ENERGY SERVICES HOLDINGS LLC, Houston, Texas	E	373.6	399.7	0	0	0	0	0	100	0	0	0	
37	37	MORROW-MEADOWS CORP., Industry, Calif.	E	366.2	359.6	90	0	2	3	0	0	5	0	0	
38	27	THE NEWTRON GROUP LLC, Baton Rouge, La.	E	366.0	260.0	0	0	20	0	0	80	0	0	0	
39	59	FAITH TECHNOLOGIES INC., Menasha, Wis.	E	356.0	241.2	39	43	2	0	2	2	1	0	2	
40	36	HELIX ELECTRIC INC., San Diego, Calif.	E	350.0	450.0	60	5	5	5	10	0	10	0	5	
41	29	NOOTER CONSTRUCTION CO., St. Louis, Mo.	M/E	345.4	244.6	0	0	33	2	0	65	0	0	0	
42	34	STRUCTURAL GROUP, Hanover, Md.	C	341.0	341.0	30	5	20	10	0	20	15	0	0	
43	43	E-J ELECTRIC INSTALLATION CO., Long Island City, N.Y.	E	332.0	87.0	25	0	35	0	15	0	25	0	0	
44	48	LIMBACH FACILITY SERVICES, Pittsburgh, Pa.	M	327.8	331.1	81	10	0	0	0	0	9	0	0	
45	60	CACHE VALLEY ELECTRIC CO., Logan, Utah	E	326.5	300.8	54	0	7	0	0	22	5	0	12	
46	41	MILLER PIPELINE, Indianapolis, Ind.	U	322.2	322.2	0	0	0	4	5	91	0	0	0	
47	58	FSK, Sylmar, Texas	E	312.3	95.4	85	0	0	0	1	3	9	0	2	
48	42	BRANDT, Carrollton, Texas	M/E	309.0	346.0	65	15	2	0	0	11	3	0	4	
49	49	TEAM FISHEL, Columbus, Ohio ⁴⁹	U	306.3	350.0	5	0	0	0	0	0	0	0	51	
50	54	U.S. ENGINEERING CO., Kansas City, Mo.	M	304.3	200.0	80	16	1	0	0	2	0	0	1	

FOOTNOTES: 1=FIBER OPTIC, LICENSING AND OTHER; 2=TELECOM; 3=TELECOM; 4=SCAFFOLDING; 5=SCAFFOLDING; 6=SCAFFOLDING; 7=TELECOM; 8=SCAFFOLDING; 9=SCAFFOLDING & INSULATION; 10=SCAFFOLDING; 11=SCAFFOLDING; 12=INSULATION; 13=SCAFFOLDING; 14=SCAFFOLDING; 15=SCAFFOLDING; 16=SCAFFOLDING; 17=SCAFFOLDING; 18=SCAFFOLDING; 19=SCAFFOLDING; 20=SCAFFOLDING; 21=SCAFFOLDING; 22=SCAFFOLDING; 23=SCAFFOLDING; 24=SCAFFOLDING; 25=SCAFFOLDING; 26=SCAFFOLDING; 27=SCAFFOLDING; 28=SCAFFOLDING; 29=SCAFFOLDING; 30=SCAFFOLDING; 31=SCAFFOLDING; 32=SCAFFOLDING; 33=SCAFFOLDING; 34=SCAFFOLDING; 35=SCAFFOLDING; 36=SCAFFOLDING; 37=SCAFFOLDING; 38=SCAFFOLDING; 39=SCAFFOLDING; 40=SCAFFOLDING; 41=SCAFFOLDING; 42=SCAFFOLDING; 43=SCAFFOLDING; 44=SCAFFOLDING; 45=SCAFFOLDING; 46=SCAFFOLDING; 47=SCAFFOLDING; 48=SCAFFOLDING; 49=SCAFFOLDING; 50=SCAFFOLDING; 51=SCAFFOLDING; 52=SCAFFOLDING; 53=SCAFFOLDING; 54=SCAFFOLDING; 55=SCAFFOLDING; 56=SCAFFOLDING; 57=SCAFFOLDING; 58=SCAFFOLDING; 59=SCAFFOLDING; 60=SCAFFOLDING; 61=SCAFFOLDING; 62=SCAFFOLDING; 63=SCAFFOLDING; 64=SCAFFOLDING; 65=SCAFFOLDING; 66=SCAFFOLDING; 67=SCAFFOLDING; 68=SCAFFOLDING; 69=SCAFFOLDING; 70=SCAFFOLDING; 71=SCAFFOLDING; 72=SCAFFOLDING; 73=SCAFFOLDING; 74=SCAFFOLDING; 75=SCAFFOLDING; 76=SCAFFOLDING; 77=SCAFFOLDING; 78=SCAFFOLDING; 79=SCAFFOLDING; 80=SCAFFOLDING; 81=SCAFFOLDING; 82=SCAFFOLDING; 83=SCAFFOLDING; 84=SCAFFOLDING; 85=SCAFFOLDING; 86=SCAFFOLDING; 87=SCAFFOLDING; 88=SCAFFOLDING; 89=SCAFFOLDING; 90=SCAFFOLDING; 91=SCAFFOLDING; 92=SCAFFOLDING; 93=SCAFFOLDING; 94=SCAFFOLDING; 95=SCAFFOLDING; 96=SCAFFOLDING; 97=SCAFFOLDING; 98=SCAFFOLDING; 99=SCAFFOLDING; 100=SCAFFOLDING

RANK 2014	RANK 2013	FIRM	FIRM TYPE	2013 REVENUE (\$ MIL)		MARKETS (% OF 2013 REVENUE)									
				TOTAL REVENUE	NEW CONTRACTS	GENERAL BUILDING	MANUFACTURING	POWER	WATER SUPPLY	SEWER / WASTE	INDUS. / PETROLEUM	TRANSPORTATION	HAZARDOUS WASTE	TELECOM	
51	50	GERDAU REINFORCING STEEL, San Diego, Calif. ⁵¹	O	303.8	282.3	20	20	5	15	0	0	40	0	0	
52	55	THE STATE GROUP INC., Evansville, Ind.	E/M/C	301.2	265.0	15	13	18	0	0	48	6	0	0	
53	46	WAYNE J. GRIFFIN ELECTRIC INC., Holliston, Mass.	E	291.2	286.3	75	8	0	0	6	0	11	0	0	
54	56	KHS&S CONTRACTORS, Tampa, Fla.	W	283.6	283.6	100	0	0	0	0	0	0	0	0	
55	75	ISC, Baton Rouge, La.	E	278.0	NA	0	0	0	0	0	100	0	0	0	
56	**	CONTI CORP., Sterling Heights, Mich.	E	274.4	289.4	33	35	12	0	2	3	5	0	10	
57	88	MOTOR CITY ELECTRIC CO., Detroit, Mich.	E	272.9	146.5	20	42	3	4	2	20	2	0	7	
58	66	SACHS ELECTRIC CO., St. Louis, Mo.	E	272.1	333.0	33	5	5	0	0	50	0	0	7	
59	73	MCKENNEY'S INC., Atlanta, Ga.	M	266.6	NA	100	0	0	0	0	0	0	0	0	
60	71	MALCOLM DRILLING CO. INC., San Francisco, Calif.	X	259.1	295.2	8	3	0	0	5	0	84	0	0	
61	52	JH KELLY LLC, Longview, Wash.	M	249.0	249.0	30	30	0	0	0	40	0	0	0	
62	61	ISEC INC., Englewood, Colo. ⁶²	O	249.0	301.3	100	0	0	0	0	0	0	0	0	
63	64	SHAFT DRILLERS INTERNATIONAL LLC, Mt. Morris, Pa. ⁶³	M/X	246.8	265.0	5	0	20	10	0	60	5	0	0	
64	**	ALLISON SMITH LLC, Atlanta, Ga.	E	246.0	246.0	90	0	0	0	0	0	0	0	10	
65	67	THE HILL GROUP, Franklin Park, Ill. ⁶⁵	M/SH	243.7	280.0	67	0	0	0	0	0	0	0	33	
66	83	WALTERS & WOLF, Fremont, Calif. ⁶⁶	G/O	241.0	298.2	100	0	0	0	0	0	0	0	0	
67	117	TITAN CONTRACTING/HORN INDUSTRIAL SERVICES, Owensboro, Ky.	M	235.0	225.0	0	0	68	2	0	30	0	0	0	
68	62	HUNT ELECTRIC CORP., St. Paul, Minn.	E	234.7	188.7	52	25	5	0	0	10	0	0	8	
69	87	BERKEL & CO. CONTRACTORS INC., Bonner Springs, Kan.	X	230.0	300.0	35	10	16	0	3	30	6	0	0	
70	69	HARRIS COS., St. Paul, Minn.	M/SH	230.0	490.0	75	0	5	0	5	10	0	5	0	
71	95	ENCLOS, Eagan, Minn.	G	229.6	173.4	90	0	0	0	0	0	10	0	0	
72	80	PENHALL CO., Anaheim, Calif.	D	227.7	173.1	9	7	2	1	1	5	75	0	0	
73	77	APOLLO MECHANICAL CONTRACTORS, Kennewick, Wash.	M/SH	225.0	350.0	60	30	0	0	0	5	5	0	0	
74	81	MURRAY CO., Rancho Dominguez, Calif.	M	224.0	202.0	30	20	0	0	10	20	10	0	0	
75	57	MMC CONTRACTORS INC., Overland Park, Kan.	M/SH	223.0	134.7	62	2	28	0	0	8	0	0	0	
76	70	DAVIS H. ELLIOT CO. INC., Lexington, Ky.	E	219.1	200.0	5	0	95	0	0	0	0	0	0	
77	78	J.F. AHERN CO., Fond du Lac, Wis.	M/F/SH	218.7	174.5	48	22	5	5	12	8	0	0	0	
78	120	ARDENT SERVICES LLC, Covington, La.	E	218.4	227.3	0	0	0	0	0	100	0	0	0	
79	91	MANAFORT BROTHERS INC., Plainville, Conn.	X/D	218.1	250.0	0	0	0	0	0	0	0	0	0	
80	96	CRITCHFIELD MECHANICAL INC., San Jose, Calif.	M	216.2	352.4	100	0	0	0	0	0	0	0	0	
81	45	BARNHART, Fairhope, Tenn. ⁸¹	O	215.0	225.0	0	0	60	0	0	40	0	0	0	
82	76	IREX CONTRACTING GROUP, Lancaster, Pa. ⁸²	O/A/W	214.1	252.4	40	8	17	0	0	31	2	0	0	
83	124	LARGO CONCRETE, Tustin, Calif.	C	210.0	200.0	79	0	20	0	1	0	0	0	0	
84	82	EGAN CO., Brooklyn Park, Minn.	E/M/G	208.6	168.5	52	24	0	0	0	5	19	0	0	
85	**	SUNCOAST POST-TENSION LTD., Houston, Texas ⁸⁵	O	207.7	235.5	100	0	0	0	0	0	0	0	0	
86	90	INTREN INC., Union, Ill.	U	205.7	285.0	2	0	98	0	0	0	0	0	0	
87	51	MILLER ELECTRIC CO., Jacksonville, Fla.	E	204.4	54.7	75	0	0	0	0	6	9	0	10	
88	100	P1 GROUP INC., Lenexa, Kan. ⁸⁸	M/E	203.0	110.0	54	15	8	0	0	15	0	0	8	
89	98	PARSONS ELECTRIC LLC, Minneapolis, Minn.	E	200.1	190.0	60	5	0	0	0	11	4	0	20	
90	68	MURPHY CO. MECHANICAL CONTRACTORS & ENGINEERS, St. Louis, Mo.	M	199.6	175.7	54	38	2	0	0	6	0	0	0	
91	74	HATZEL & BUEHLER INC., Wilmington, Del.	E	197.1	203.4	60	0	10	0	0	20	10	0	0	
92	92	HARMON INC., Bloomington, Minn.	G	196.5	170.0	100	0	0	0	0	0	0	0	0	
93	110	T.A.S. COMMERCIAL CONCRETE CONSTRUCTION LLC, Houston, Texas	C	195.5	207.5	85	10	0	0	0	5	0	0	0	
94	94	BEAVER EXCAVATING CO., Canton, Ohio	X	194.7	180.0	5	0	15	20	5	30	25	0	0	
95	85	BRANDENBURG INDUSTRIAL SERVICE CO., Chicago, Ill.	D	193.8	121.4	5	10	15	0	0	50	10	10	0	
96	**	DANELLA COS. INC., Plymouth Meeting, Pa.	U	193.5	155.5	0	0	52	6	0	0	0	0	42	
97	86	WALKER ENGINEERING INC., Irving, Texas	E	193.2	168.6	50	10	0	0	20	0	0	0	20	
98	79	SARGENT ELECTRIC CO., Pittsburgh, Pa.	E	190.0	NA	15	9	8	0	0	49	10	0	10	
99	114	THE MORSE GROUP INC., Freeport, Ill.	E	181.4	117.3	80	15	0	0	5	0	0	0	0	
100	102	VEIT, Rogers, Minn.	X/U/D	181.1	155.9	38	3	14	2	9	20	10	0	0	

FOOTNOTES: 51=REINFORCING STEEL SPECIALTY; 62=INTERIOR FINISHES / MILLWORK; 63=POST-TENSION & CONCRETE REINFORCING MATERIALS; 65=PLUMBING; 66=ARCHITECTURAL PRECAST CONCRETE AND INTERIOR DOORS, FRAMES & HARDWARE; 81=LIFTING AND TRANSPORTATION; 82=INSULATION; 85=POST-TENSION & CONCRETE REINFORCING MATERIALS; 88=SERVICE

QUANTA SERVICES is ranked at No. 1 on the ENR Top 600 list for the first time, ahead of EMCOR Group, which had been No. 1 for 11 straight years.

RANK 2014	RANK 2013	FIRM	FIRM TYPE	2013 REVENUE (\$ MIL)		MARKETS (% OF 2013 REVENUE)									
				TOTAL REVENUE	NEW CONTRACTS	GENERAL BUILDING	MANUFACTURING	POWER	WATER SUPPLY	SEWER / WASTE	INDUS. / PETROLEUM	TRANSPORTATION	HAZARDOUS WASTE	TELECOM	
101	108	NEW RIVER ELECTRICAL CORP., Cloverdale, Va.	E	179.2	179.2	0	2	96	0	0	2	0	0	0	
102	154	NORTHEAST REMSCO CONSTRUCTION INC., Farmingdale, N.J. ¹⁰²	U/M/O	178.7	NA	0	0	0	24	20	0	20	0	0	
103	162	COCHRAN INC., Seattle, Wash.	E	176.2	140.0	70	0	0	0	0	0	0	0	30	
104	97	YTG LLC, Philadelphia, Miss.	E	175.3	140.9	44	20	10	0	0	26	0	0	0	
105	222	PAYNECREST ELECTRIC INC., St. Louis, Mo.	E	175.0	140.0	12	20	56	0	0	6	1	0	5	
106	105	BIGGE CRANE & RIGGING CO., San Leandro, Calif. ¹⁰⁶	O	174.0	160.0	23	9	20	0	8	25	15	0	0	
107	106	BAKER ROOFING CO., Raleigh, N.C.	R	173.7	173.7	100	0	0	0	0	0	0	0	0	
108	128	GAYLOR ELECTRIC INC., Indianapolis, Ind.	E	173.6	161.0	20	25	7	0	5	30	7	0	6	
109	47	JOHN E. GREEN CO., Highland Park, Mich.	M	170.5	170.5	35	50	0	0	10	5	0	0	0	
110	103	EC CO., Portland, Ore.	E	170.0	134.4	30	30	0	0	5	15	5	0	15	
111	130	GUARANTEE ELECTRICAL CO., St. Louis, Mo.	E	170.0	150.0	70	10	0	0	19	0	0	0	0	
112	122	MCCARL'S INC., Cranberry Twp., Pa.	M	167.0	115.0	0	4	46	0	0	49	0	0	1	
113	112	TOTAL FACILITY SOLUTIONS INC. - A CO. OF THE M+W GROUP, Plano, Texas	M/E	163.2	224.1	14	86	0	0	0	0	0	0	0	
114	116	J.C. CANNISTRARO LLC, Watertown, Mass.	M/F	160.0	190.0	96	0	0	0	0	2	2	0	0	
115	**	WACHTER INC., Lenexa, Kan. ¹¹⁵	O/E	158.9	159.4	41	27	0	0	1	30	1	0	0	
116	84	SME STEEL, West Jordan, Utah ¹¹⁶	O/ST	158.2	190.3	77	10	0	0	0	3	10	0	0	
117	119	STANDARD DRYWALL INC., Lakeside, Calif.	W	156.1	113.1	100	0	0	0	0	0	0	0	0	
118	153	CLEAN EARTH INC., Hatboro, Pa. ¹¹⁸	O	155.9	155.9	14	0	12	0	0	29	29	10	0	
119	101	WESTERN CONSTRUCTION GROUP, St. Louis, Mo.	M/SH	155.5	163.9	94	5	0	1	0	0	0	0	0	
120	107	D.H. GRIFFIN WRECKING CO. INC., Greensboro, N.C.	D	151.0	59.5	20	0	75	0	0	5	0	0	0	
121	125	AZCO INC., Menasha, Wis.	M	150.4	180.6	0	6	79	0	0	14	0	0	0	
122	139	WORTH & CO. INC., Pipersville, Pa.	M/SH	150.3	165.0	78	0	0	0	22	0	0	0	0	
123	134	COASTAL MECHANICAL, Melbourne, Fla.	M	148.4	78.7	85	7	0	0	0	3	0	0	4	
124	165	CSI ELECTRICAL CONTRACTORS INC., Santa Fe Springs, Calif.	E	146.9	145.5	25	10	8	2	3	13	5	0	4	
125	118	SPRIG ELECTRIC, San Jose, Calif.	E	146.5	210.0	70	15	0	0	0	0	0	0	15	
126	**	MILLER ELECTRIC CO., Omaha, Neb.	E	145.3	163.3	92	1	0	0	0	0	0	0	7	
127	113	ACOUSTI ENGINEERING CO. OF FL, Orlando, Fla.	W	144.0	105.0	55	10	0	0	0	0	35	0	0	
128	167	INDEPENDENCE EXCAVATING INC., Independence, Ohio	X/D	143.3	157.1	35	5	0	0	15	15	30	0	0	
129	132	CAPFORM INC., Carrollton, Texas	C	141.3	191.2	100	0	0	0	0	0	0	0	0	
130	258	CASEY INDUSTRIAL INC., Westminster, Colo.	M/E/ST	141.2	342.6	0	20	65	0	0	15	0	0	0	
131	157	CLEVELAND ELECTRIC CO., Atlanta, Ga.	E	141.0	160.0	37	7	12	0	5	5	20	0	14	
132	137	SAUER HOLDINGS INC., Pittsburgh, Pa.	M	137.7	101.8	76	0	0	0	0	24	0	0	0	
133	164	LEE CO., Franklin, Tenn. ¹³³	M	135.9	100.0	85	15	0	0	0	0	0	0	0	
134	136	INGLETT & STUBBS LLC, Mableton, Ga.	E	135.4	120.0	90	0	0	0	0	0	0	0	10	
135	115	THE ROBERTS CO., Winterville, N.C.	M/E	135.1	97.0	0	0	0	0	0	100	0	0	0	
136	201	BAKER GROUP, Des Moines, Iowa ¹³⁶	M/SH	134.5	110.0	89	1	0	0	0	6	0	0	4	
137	508	WINTER ENVIRONMENTAL, DIV. OF WINTER CONSTR. CO., Norcross, Ga. ¹³⁷	O/A	134.4	142.3	5	15	50	0	0	15	0	15	0	
138	131	IVEY MECHANICAL CO. LLC, Kosciusko, Miss.	M	133.5	107.5	45	45	0	0	0	10	0	0	0	
139	142	GATE PRECAST CO., Jacksonville, Fla.	C	133.0	139.0	95	0	0	0	0	0	5	0	0	
140	176	THE RAYMOND GROUP, Orange, Calif.	W	132.4	175.0	100	0	0	0	0	0	0	0	0	
141	143	ROGERS ELECTRIC, Alpharetta, Ga.	E	131.4	NA	100	0	0	0	0	0	0	0	0	
142	159	PRECISION WALLS INC., Cary, N.C.	W	130.8	143.7	75	15	0	0	0	0	10	0	0	
143	127	JMEG LP, Farmers Branch, Texas	E	128.2	86.8	75	17	0	0	0	0	8	0	0	
144	192	TRI-CITY ELECTRICAL CONTRACTORS INC., Altamonte Springs, Fla.	E	128.0	105.3	95	0	0	0	0	0	0	0	5	
145	145	MECHANICAL INC., Freeport, Ill.	M/S	126.8	168.5	70	20	5	0	5	0	0	0	0	
146	172	BAKERTRIANGLE, Dallas, Texas	W	125.9	135.0	95	5	0	0	0	0	0	0	0	
147	129	MCKINNEY DRILLING CO., Landsdale, Pa.	X	125.8	125.0	30	10	20	0	0	20	20	0	0	
148	**	CHARTER MECHANICAL CONTRACTORS, Portland, Ore.	M	124.1	155.2	20	80	0	0	0	0	0	0	0	
149	161	E.M. DUGGAN INC., Canton, Mass.	M	123.8	151.8	100	0	0	0	0	0	0	0	0	
150	133	S&F CONCRETE CONTRACTORS INC., Hudson, Mass.	C	123.0	159.0	97	0	1	0	1	0	2	0	0	

FOOTNOTES: ¹⁰²=MICRO TUNNELING; ¹⁰⁶=CRANE AND RIGGING; ¹¹⁵=VOICE & DATA CABLING; ¹¹⁶=STEEL FABRICATION; ¹¹⁸=SOIL, DREDGE, DRILL CUTTINGS TREATMENT, RECYCLING, DISPOSAL; ¹³³=MISC CONSTRUCTION AND SERVICE; ¹³⁶=CONTROLS/SECURITY; ¹³⁷=GENERAL CONTRACTING AND CONSTRUCTION

MASTEC INC. in June acquired Pacer Construction Holdings Corp., a 1,600-person, Calgary-based contractor in the oil-and-gas sector.

RANK 2014	RANK 2013	FIRM	FIRM TYPE	2013 REVENUE (\$ MIL)		MARKETS (% OF 2013 REVENUE)									
				TOTAL REVENUE	NEW CONTRACTS	GENERAL BUILDING	MANUFACTURING	POWER	WATER SUPPLY	SEWER / WASTE	INDUS. / PETROLEUM	TRANSPORTATION	HAZARDOUS WASTE	TELECOM.	
151	156	AMERICAN TECHNOLOGIES INC., Orange, Calif.	O	122.8	NA	90	5	0	0	0	5	0	0	0	
152	173	DELTA DIVERSIFIED ENTERPRISES INC., Tempe, Ariz.	E	121.5	175.0	60	35	3	0	0	0	2	0	0	
153	147	O'CONNELL ELECTRIC CO. INC., Victor, N.Y.	E	120.7	118.4	39	4	42	0	1	6	3	0	5	
154	104	MIDWEST STEEL INC., Detroit, Mich.	ST	120.6	164.0	10	65	0	0	0	21	2	2	0	
155	160	THE WILLIAMS GROUP, Merrifield, Va. 155	O/ST	119.9	98.0	42	0	0	0	0	38	20	0	0	
156	140	SUNTEC CONCRETE, Phoenix, Ariz.	C	118.1	165.5	100	0	0	0	0	0	0	0	0	
157	158	LAKE ERIE ELECTRIC INC., Westlake, Ohio	E	117.8	122.2	30	15	0	0	5	45	0	0	5	
158	168	CONTINENTAL ELECTRICAL CONSTRUCTION CO., Oak Brook, Ill.	E	117.8	100.0	75	10	0	0	0	0	0	0	15	
159	303	PIPING & EQUIPMENT CO. INC., Wichita, Kan.	M	117.2	117.2	0	0	0	0	0	100	0	0	0	
160	179	MCM MANAGEMENT CORP., Bloomfield Hills, Mich.	D/A	116.0	87.0	0	40	0	0	0	50	0	10	0	
161	181	NATIONS ROOF LLC, Lithia Springs, Ga.	R	115.0	165.0	40	25	0	0	0	25	5	0	5	
162	163	W.A. RASIC CONSTRUCTION CO. INC., Long Beach, Calif.	U	115.0	105.0	0	0	0	25	35	15	0	0	25	
163	175	LETSOS CO., Houston, Texas	M	112.9	35.5	90	0	10	0	0	0	0	0	0	
164	141	CHAPEL ELECTRIC CO. LLC, Dayton, Ohio	E	112.0	80.0	50	20	0	0	10	0	0	0	20	
165	**	H.J. MARTIN & SON, Green Bay, Wis. 165	O/P	111.3	NA	100	0	0	0	0	0	0	0	0	
166	169	FRESH MEADOW MECHANICAL CORP., Fresh Meadows, N.Y.	M	110.7	65.9	100	0	0	0	0	0	0	0	0	
167	212	J DERENZO COS., Brockton, Mass.	X	110.5	127.3	100	0	0	0	0	0	0	0	0	
168	226	CALIFORNIA DRYWALL, San Jose, Calif.	W	110.3	138.5	100	0	0	0	0	0	0	0	0	
169	171	VSC FIRE & SECURITY INC., Ashland, Va. 169	F	110.2	78.5	70	5	0	0	1	0	5	0	19	
170	200	W&W GLASS LLC, Nanuet, N.Y.	G	110.0	150.0	100	0	0	0	0	0	0	0	0	
171	**	ROGER & SONS CONCRETE INC., LaGrangeville, N.Y.	C	108.4	153.5	100	0	0	0	0	0	0	0	0	
172	237	L.P.R. CONSTRUCTION CO., Loveland, Colo.	ST	106.4	106.4	30	20	25	0	0	25	0	0	0	
173	**	FOLEY CO., Kansas City, Mo.	M/C	105.0	45.0	5	20	35	0	40	0	0	0	0	
174	166	INTERSTATES COS., Sioux Center, Iowa	E	103.5	119.5	5	5	10	0	0	30	0	0	0	
175	**	NICHOLSON CONSTRUCTION CO., Cuddy, Pa.	X	103.0	134.9	40	0	25	0	0	10	25	0	0	
176	151	PACIFIC RIM MECHANICAL CONTRACTORS INC., San Diego, Calif. 176	M	103.0	83.0	35	65	0	0	0	0	0	0	0	
177	**	CASE FOUNDATION CO., Roselle, Ill.	X	102.6	121.4	24	0	0	0	6	0	53	0	17	
178	182	VEC INC., Girard, Ohio	M/E	102.3	82.0	0	0	0	0	0	94	0	0	6	
179	150	ERMCO INC., Indianapolis, Ind.	E	102.0	94.1	50	15	0	0	5	10	0	8	12	
180	215	TRI CITY ELECTRIC CO. OF IOWA, Davenport, Iowa	E	100.8	95.3	53	30	0	0	1	0	1	0	15	
181	187	COLLINS ELECTRICAL CO. INC., Stockton, Calif.	E	100.7	76.1	64	13	0	2	9	0	4	0	0	
182	93	GREENBERRY INDUSTRIAL, Vancouver, Wash.	M/ST	100.5	116.5	0	50	5	0	0	45	0	0	0	
183	144	FREESTATE ELECTRICAL SERVICE CO., Laurel, Md.	E	100.0	80.0	100	0	0	0	0	0	0	0	0	
184	**	ALEX E. PARIS CONTRACTING CO. INC., Atlasburg, Pa. 184	U/X	99.5	65.0	5	0	0	15	5	75	0	0	0	
185	135	E.S. WAGNER CO., Oregon, Ohio	X	99.5	87.5	0	0	0	0	0	22	78	0	0	
186	223	NEWKIRK ELECTRIC ASSOCIATES INC., Muskegon, Mich.	E	99.5	86.1	5	5	55	0	0	10	0	0	25	
187	210	COMMONWEALTH ELECTRIC CO. OF THE MIDWEST, Lincoln, Neb.	E	98.2	90.1	61	0	7	0	0	18	5	0	7	
188	184	CROWN CORR INC., Gary, Ind.	SH/G	97.6	112.0	75	10	0	0	0	0	15	0	0	
189	205	SHAPIRO & DUNCAN INC., Rockville, Md.	M	97.2	110.5	95	0	0	0	0	0	5	0	0	
190	**	PROGRESSIVE ROOFING, Phoenix, Ariz.	R	97.2	NA	80	5	5	0	0	0	10	0	0	
191	202	WEST VALLEY CONSTRUCTION CO. INC., San Jose, Calif.	U	97.0	98.7	0	0	0	75	10	0	0	0	15	
192	155	A.O. REED & CO., San Diego, Calif.	M	96.0	173.0	85	10	0	0	0	5	0	0	0	
193	186	ALTERMAN, San Antonio, Texas 193	E	95.9	104.5	75	5	0	0	0	0	0	0	20	
194	188	GRUNAU CO., Oak Creek, Wis.	M	95.7	111.1	45	20	0	0	10	20	5	0	0	
195	207	CHERRY DEMOLITION, Houston, Texas 195	O/D	94.6	NA	13	0	0	0	0	13	75	0	0	
196	193	KALKREUTH ROOFING & SHEET METAL INC., Wheeling, W.Va.	R	94.5	88.8	85	7	0	0	0	8	0	0	0	
197	227	RUTTURA & SONS CONSTRUCTION INC., West Babylon, N.Y.	X	92.7	65.3	85	0	5	0	0	0	10	0	0	
198	366	COFFMAN EXCAVATION INC., Oregon City, Ore.	X	92.4	59.0	10	85	0	0	0	0	5	0	0	
199	185	NATIONAL CONSTRUCTION ENTERPRISES INC., Ypsilanti, Mich.	W	92.0	94.5	100	0	0	0	0	0	0	0	0	
200	**	ENTERPRISE ELECTRIC LLC, Nashville, Tenn.	E	91.2	91.2	85	5	0	0	0	0	0	0	10	

FOOTNOTES: 156=STEEL FABRICATION; 165=RETAIL FIXTURE INSTALLATION; COMMERCIAL & RESIDENTIAL FLOORING; POLISHED CONCRETE; RETAIL MERCHANDISING; HOLLOW METAL DOORS & HARDWARE; AND MILLWORK INSTALLATION; 169=SECURITY SYSTEMS; 176=PLUMBING; 184=INDUSTRIAL SERVICES; 193=VOICE DATA SECURITY & AV; 195=RECYCLING AGGREGATES; STABILIZED MATERIALS

RANK 2014	RANK 2013	FIRM	FIRM TYPE	2013 REVENUE (\$ MIL)		MARKETS (% OF 2013 REVENUE)									
				TOTAL REVENUE	NEW CONTRACTS	GENERAL BUILDING	MANUFACTURING	POWER	WATER SUPPLY	SEWER / WASTE	INDUS. / PETROLEUM	TRANSPORTATION	HAZARDOUS WASTE	TELECOM	
201	270	MAGNUS PACIFIC CORP., Rocklin, Calif.	X	90.0	82.0	0	0	0	0	0	10	0	60	0	0
202	242	MIDSTATE MECHANICAL INC., Phoenix, Ariz.	M/E	89.7	70.8	100	0	0	0	0	0	0	0	0	0
203	190	PRISM ELECTRIC INC., Garland, Texas	E	89.7	97.5	65	5	0	0	0	0	30	0	0	0
204	194	REX MOORE ELECTRICAL CONTRACTORS & ENGINEERS, Sacramento, Calif.	E	89.5	108.2	25	20	25	0	0	20	0	0	0	10
205	**	STAFF ELECTRIC CO. INC., Butler, Wis.	E	89.4	232.0	60	10	0	5	5	5	0	0	0	15
206	**	ARDEN BUILDING COS. LLC, Pawtucket, R.I.	M/E/F	89.3	84.5	55	15	17	0	10	0	0	0	0	3
207	123	LUDVIK ELECTRIC CO., Lakewood, Colo.	E	88.8	84.3	18	0	0	16	12	5	0	0	0	49
208	235	KELSO-BURNETT CO., Rolling Meadows, Ill.	E	88.5	83.8	67	13	12	0	0	0	0	0	0	6
209	218	BUCKNER COS., Graham, N.C.	ST/O	87.5	63.6	5	68	25	0	0	0	2	0	0	0
210	208	CONDON-JOHNSON & ASSOCIATES, Oakland, Calif.	X	87.4	80.0	35	0	5	10	5	5	40	0	0	0
211	284	MILLER INSULATION CO. INC., Bismarck, N.D. 211	O	87.3	34.9	18	0	0	0	0	82	0	0	0	0
212	177	PLATEAU EXCAVATION, Austell, Ga.	X	87.0	135.3	20	60	0	0	0	20	0	0	0	0
213	**	THE BP GROUP, Glendale, N.Y.	M	86.8	86.8	100	0	0	0	0	0	0	0	0	0
214	204	HUSSUNG MECHANICAL CONTRACTORS INC., Louisville, Ky.	M	86.5	60.0	65	20	0	2	2	5	6	0	0	0
215	213	MOBLEY INDUSTRIAL SERVICES, Laporte, Texas 215	P/O	86.3	95.0	0	0	10	0	0	90	0	0	0	0
216	219	FOUNDATION CONSTRUCTORS INC., Oakley, Calif.	X	86.2	72.2	48	0	2	5	10	0	35	0	0	0
217	121	CUMMINGS ELECTRICAL LP, Fort Worth, Texas	E	86.0	65.0	59	8	3	0	0	30	0	0	0	0
218	**	HUMPHREY & ASSOCIATES INC., Fort Worth, Texas	E	85.6	NA	60	10	0	0	0	30	0	0	0	0
219	336	ELDECO INC., Greenville, S.C.	E	85.5	74.5	25	60	0	0	0	15	0	0	0	0
220	247	PORT MORRIS TILE & MARBLE CORP., Bronx, N.Y. 220	O	85.2	100.0	100	0	0	0	0	0	0	0	0	0
221	170	NASDI LLC, Waltham, Mass.	D/A	85.0	85.0	50	0	0	0	0	10	20	20	0	0
222	**	VALLEY ELECTRIC CO. OF MOUNT VERNON INC., Everett, Wash.	E	84.7	49.4	30	0	0	0	20	15	30	0	0	5
223	216	CONCRETE STRATEGIES LLC, St. Louis, Mo.	C	83.8	91.1	60	25	0	0	0	0	15	0	0	0
224	189	DORVIN D. LEIS CO. INC., Kahului, Hawaii	M	83.1	74.1	98	0	1	0	1	0	0	0	0	0
225	209	BIERLEIN COS., Midland, Mich.	D	83.0	71.0	15	33	36	0	5	11	0	0	0	0
226	221	VEE-JAY CEMENT CONTRACTING CO. INC., St. Louis, Mo.	C	82.9	86.2	70	10	0	0	0	10	10	0	0	0
227	**	USA ENVIRONMENT LP, Houston, Texas 227	O/D	82.4	57.4	0	5	0	5	5	55	5	25	0	0
228	228	WILSON ELECTRIC SERVICES CORP., Tempe, Ariz. 228	E/M	82.2	50.4	50	0	5	0	0	10	5	0	30	0
229	236	KENT COS., Grand Rapids, Mich.	C	82.2	95.0	60	25	0	0	0	10	5	0	0	0
230	198	W.A. CHESTER LLC, Lanham, Md.	U	82.1	72.6	0	0	100	0	0	0	0	0	0	0
231	183	MONA ELECTRIC GROUP INC., Clinton, Md.	E	82.0	52.0	94	0	0	0	0	0	0	0	0	6
232	262	DRILL TECH DRILLING & SHORING INC., Antioch, Calif.	X	80.7	82.8	25	0	0	20	10	10	35	0	0	0
233	267	OKLAHOMA ELECTRICAL SUPPLY CO., Oklahoma City, Okla.	E	80.1	61.4	40	1	12	0	0	6	0	0	0	41
234	214	RYAN INC. CENTRAL, Janesville, Wis. 234	X	80.0	146.1	13	0	1	0	75	0	0	0	0	0
235	265	HERMANSON CO. LLP, Kent, Wash.	M	80.0	100.0	85	15	0	0	0	0	0	0	0	0
236	**	JE RICHARDS INC., Beltsville, Md.	E	80.0	90.0	100	0	0	0	0	0	0	0	0	0
237	234	UNIVERSAL BUILDERS SUPPLY INC., New Rochelle, N.Y. 237	O	80.0	42.0	100	0	0	0	0	0	0	0	0	0
238	347	FRANK M. BOOTH INC., Marysville, Calif.	M	79.3	52.7	80	20	0	0	0	0	0	0	0	0
239	358	E LIGHT ELECTRIC SERVICES INC., Englewood, Colo.	E	77.8	104.6	14	3	83	0	0	0	0	0	0	0
240	**	F.L. CRANE & SONS INC., Fulton, Miss.	W	77.5	94.7	100	0	0	0	0	0	0	0	0	0
241	290	BRENT SCARBROUGH & CO., Fayetteville, Ga.	U	77.2	75.7	50	0	0	0	50	0	0	0	0	0
242	269	THE FARFIELD CO., Litzitz, Pa.	M/E	77.1	50.1	93	0	0	0	0	0	7	0	0	0
243	241	T E C INDUSTRIAL, Kingsport, Tenn.	E	76.7	81.2	0	0	20	0	0	80	0	0	0	0
244	**	L. KEELEY CONSTRUCTION CO., Sauget, Ill. 244	C/E/O	76.0	76.0	50	0	0	0	0	0	0	0	0	0
245	244	BAKER ELECTRIC INC., Escondido, Calif.	E	75.4	67.1	50	0	25	5	5	0	0	0	0	15
246	264	THE BELDON GROUP, San Antonio, Texas 246	O/R	74.4	78.8	90	10	0	0	0	0	0	0	0	0
247	243	MUTH ELECTRIC INC., Mitchell, S.D.	E	74.1	69.5	59	8	1	9	9	4	3	0	0	7
248	199	STARK EXCAVATING INC., Bloomington, Ill. 248	X/C/ST	73.3	131.6	28	0	0	9	8	0	55	0	0	0
249	275	MCGEE BROTHERS CO. INC., Monroe, N.C.	MA	73.2	6.9	100	0	0	0	0	0	0	0	0	0
250	197	OIL CAPITAL ELECTRIC, Broken Arrow, Okla.	E	72.8	NA	55	0	0	10	15	20	0	0	0	0

FOOTNOTES: 211=INSULATION; 215=INDUSTRIAL INSULATION AND SCAFFOLDING; 220=TILE, MARBLE, TERRAZZO, EXTERIOR STONE; 227=ENVIRONMENTAL REMEDIATION/INDUSTRIAL SERVICES; 228=LOW VOLTAGE SPECIAL SYSTEMS; 234=RESIDENTIAL SITE WORK AND GOLF COURSE CONSTRUCTION/RENOVATION; 237=SCAFFOLDING/HOISTING/PROTECTION; 244=PARKING LOT PAVING; 246=GUTTERS; 248=PILE DRIVING.

RANK 2014	RANK 2013	FIRM	FIRM TYPE	2013 REVENUE (\$ MIL)		MARKETS (% OF 2013 REVENUE)									
				TOTAL REVENUE	NEW CONTRACTS	GENERAL BUILDING	MANUFACTURING	POWER	WATER SUPPLY	SEWER / WASTE	INDUS. / PETROLEUM	TRANSPORTATION	HAZARDOUS WASTE	TELECOM	
251	283	SURE STEEL INC., South Weber, Utah	ST	72.7	55.0	20	20	0	0	0	60	0	0	0	0
252	**	WESTSIDE MECHANICAL GROUP, Naperville, Ill.	M	72.5	73.9	80	20	0	0	0	0	0	0	0	0
253	203	GEO-SOLUTIONS INC., New Kensington, Pa. ²⁵³	O	72.0	72.0	0	0	0	0	0	0	0	100	0	0
254	260	VAN ERT ELECTRIC CO. INC., Wausau, Wis. ²⁵⁴	E	71.7	81.0	33	0	20	0	3	36	3	0	5	
255	196	E.S. BOULOS CO., Westbrook, Maine	E	71.5	63.0	40	5	30	0	0	5	10	0	10	
256	250	WAYNE BROTHERS INC., Kannapolis, N.C.	C	71.2	68.5	51	28	2	0	1	9	10	0	0	
257	**	HI-TECH ELECTRIC INC, Houston, Texas	E	71.1	83.0	65	15	0	5	0	10	0	0	5	
258	**	CORRIGAN CO., St. Louis, Mo.	M	70.0	45.0	25	15	25	0	15	20	0	0	0	
259	217	MATCO ELECTRIC CORP., Vestal, N.Y.	E	69.7	34.3	70	10	0	0	5	10	0	0	5	
260	257	R.W. WARNER INC., Frederick, Md.	M	69.4	77.1	100	0	0	0	0	0	0	0	0	
261	206	DUCCI ELECTRICAL CONTRACTORS INC., Torrington, Conn.	E	69.3	63.4	45	0	0	0	0	0	40	0	15	
262	231	TOPCOR COS. LLC, Baton Rouge, La. ²⁶²	O/P	69.2	74.6	0	5	5	0	0	75	15	0	0	
263	335	PANELIZED STRUCTURES INC., Modesto, Calif. ²⁶³	O	69.1	85.6	100	0	0	0	0	0	0	0	0	
264	332	DGC CAPITAL CONTRACTING, Mount Vernon, N.Y. ²⁶⁴	O/D	68.5	65.6	100	0	0	0	0	0	0	0	0	
265	271	MARINA LANDSCAPE INC., Anaheim, Calif. ²⁶⁵	O	68.0	75.0	50	0	0	0	5	0	45	0	0	
266	**	NEAD ELECTRIC, East Rutherford, N.J.	E	67.9	79.0	60	0	0	0	0	5	15	5	15	
267	268	RACHEL CONTRACTING, St. Michael, Minn.	X/D	67.7	90.4	15	0	0	0	0	65	20	0	0	
268	389	BEARD CONSTRUCTION GROUP LLC, Port Allen, La.	X	67.0	61.0	0	0	3	0	1	90	6	0	0	
269	669	MARATHON ELECTRICAL CONTRACTORS INC., Birmingham, Ala.	E	66.9	42.3	50	20	0	0	0	10	10	0	10	
270	254	EDWIN L. HEIM CO., Harrisburg, Pa.	E	66.5	24.2	33	30	3	0	3	21	0	2	8	
271	293	PRECISION CONCRETE CONSTRUCTION INC., Alpharetta, Ga.	C	66.1	35.3	40	55	0	0	0	0	5	0	0	
272	180	BEST CONTRACTING SERVICES INC., Gardena, Calif. ²⁷²	R/SH	65.9	56.0	90	0	0	0	0	0	10	0	0	
273	277	TRAFFIC CONTROL DEVICES INC., Altamonte Springs, Fla.	E	65.9	59.5	0	0	0	0	0	0	100	0	0	
274	281	MIDASCO LLC, Elkridge, Md.	E	65.8	18.4	0	0	0	0	0	0	90	0	0	
275	298	B. T. MANCINI CO. INC., Milpitas, Calif. ²⁷⁵	SH/O	65.4	62.3	80	10	0	0	0	0	10	0	0	
276	195	UNIVERSITY MECHANICAL CONTRACTORS INC., Mukilteo, Wash.	M	65.3	86.4	73	5	0	0	18	0	0	0	0	
277	340	JOHN A. PENNEY CO. INC., Cambridge, Mass.	E	65.2	47.5	100	0	0	0	0	0	0	0	0	
278	191	KSW MECHANICAL SERVICES INC., Long Island City, N.Y.	M	65.0	114.7	100	0	0	0	0	0	0	0	0	
279	249	FAULCONER CONSTRUCTION CO. INC., Charlottesville, Va. ²⁷⁹	X/U/C	64.6	60.4	50	0	0	10	15	0	25	0	0	
280	248	A.C. DELLOVADE INC., Canonsburg, Pa.	SH/G	64.2	58.2	25	30	25	0	0	10	10	0	0	
281	**	BCH MECHANICAL INC., Largo, Fla. ²⁸¹	M/O/SH	64.2	54.3	55	0	0	0	0	7	0	0	0	
282	229	THE TRI-M GROUP LLC, Kennett Square, Pa.	E	64.0	68.9	45	15	8	0	0	20	0	0	12	
283	239	G.M. MCCROSSIN INC., Bellefonte, Pa. ²⁸³	X/M/C	64.0	85.7	5	15	10	10	18	15	12	10	5	
284	323	BASDEN STEEL, Burleson, Texas	ST	63.6	68.9	80	0	0	0	0	20	0	0	0	
285	238	J. RANCK ELECTRIC INC., Mount Pleasant, Mich.	E	63.3	52.0	12	3	20	0	5	9	42	0	9	
286	289	WAYNE AUTOMATIC FIRE SPRINKLERS INC., Ocoee, Fla. ²⁸⁶	F	63.2	51.7	100	0	0	0	0	0	0	0	0	
287	224	BIRDAIR CORP., Amherst, N.Y.	R	63.1	50.0	100	0	0	0	0	0	0	0	0	
288	230	J.B. HENDERSON CONSTRUCTION CO. INC., Albuquerque, N.M.	M	63.0	41.4	31	66	3	0	0	0	0	0	0	
289	**	CENTURY FIRE PROTECTION LLC, Duluth, Ga.	F	62.5	NA	100	0	0	0	0	0	0	0	0	
290	272	ALAKAI MECHANICAL CORP., Honolulu, Hawaii	M	62.3	14.1	100	0	0	0	0	0	0	0	0	
291	253	COMNET COMMUNICATIONS LLC, Bethel, Conn. ²⁹¹	O	62.2	56.4	90	1	0	0	0	0	0	0	9	
292	266	BAUER FOUNDATION CORP., Odessa, Fla.	X	62.0	23.0	15	0	0	45	0	0	20	20	0	
293	232	STEINY & CO. INC., Baldwin Park, Calif.	E	61.5	72.8	4	0	0	0	26	0	70	0	0	
294	282	GREAT LAKES PLUMBING & HEATING CO., Chicago, Ill.	M/F	61.4	NA	100	0	0	0	0	0	0	0	0	
295	395	PITTSBURG TANK AND TOWER CO. INC., Henderson, Ky. ²⁹⁵	ST/P	61.1	70.7	0	14	15	14	0	35	0	0	22	
296	307	LATITE ROOFING & SHEET METAL CO., Pompano Beach, Fla.	R	60.8	69.0	100	0	0	0	0	0	0	0	0	
297	349	FERGUSON, Plainville, Conn.	M/E	60.3	53.5	100	0	0	0	0	0	0	0	0	
298	148	MCHUGH CONCRETE CONSTRUCTION, Chicago, Ill.	C	60.2	327.0	97	0	0	0	0	0	3	0	0	
299	361	MARKHAM CONTRACTING CO. INC., Phoenix, Ariz. ²⁹⁹	X	60.0	50.3	61	0	1	0	0	9	29	0	0	
300	295	EDGERTON CONTRACTORS INC., Oak Creek, Wis.	X	59.8	84.5	55	0	18	0	0	0	26	0	0	

FOOTNOTES: 253=HAZARDOUS/SOLID WASTE; 254=TELECOMMUNICATIONS & PHONE SYSTEMS; 262=STRUCTURAL RESTORATION, PLASTIC PIPING SYSTEMS; ENVIRONMENTAL LINERS; FABRICATION; 263=PAVEMENT ROOF STRUCTURE; 264=FIT UP & REFRIGERATION; 265=LANDSCAPE CONSTRUCTION/LANDSCAPE MAINT./EROSION CONTROL; 272=ROOFING; 275=FLOORING; 279=HEAVY CIVIL CONTRACTOR-EARTH/ROCK EXCAVATION & UTILITY CONSTRUCTION; 281=SERVICE; 283=ENGINEERED FOUNDATIONS; 286=SITE WORK; 291=TELECOM; 295=POWER MAINTENANCE; 299=SITEWORK, EXCAVATION.

COMFORT SYSTEMS USA INC.
announced in April that it had acquired
Dyna Ten Corp., Fort Worth, which
ranked at No. 256 on 2013's Top 600.

RANK 2014	RANK 2013	FIRM	FIRM TYPE	2013 REVENUE (\$ MIL)		MARKETS (% OF 2013 REVENUE)									
				TOTAL REVENUE	NEW CONTRACTS	GENERAL BUILDING	MANUFACTURING	POWER	WATER SUPPLY	SEWER / WASTE	INDUS. / PETROLEUM	TRANSPORTATION	HAZARDOUS WASTE	TELECOM	
301	355	FEYEN-ZYLSTRA LLC, Grand Rapids, Mich.	E	59.7	38.1	27	26	0	0	1	33	0	0	13	
302	279	NATIONAL STEEL CITY LLC, Plymouth, Mich.	ST	59.0	110.0	0	0	75	0	0	25	0	0	0	
303	313	GREENWOOD INDUSTRIES INC., Millbury, Mass.	R/SH	58.4	63.4	40	20	0	0	5	10	20	0	5	
304	**	FIORE & SONS INC., Denver, Colo. ³⁰⁴	X/O/U	57.8	60.0	74	0	0	0	0	18	0	0	8	
305	327	BUIST ELECTRIC INC., Byron Center, Mich.	E	57.8	54.0	40	40	0	0	0	12	0	0	8	
306	291	TECHNO COATINGS INC., Anaheim, Calif.	P	57.0	54.0	10	10	10	10	10	30	10	10	0	
307	396	ROYAL ELECTRIC CO., Sacramento, Calif.	E	56.9	50.1	35	0	0	0	0	0	65	0	0	
308	312	ENTERPRISE PROPERTIES INC., Omaha, Neb.	C	56.8	76.4	88	0	0		12	0	0	0	0	
309	286	CHARLES E. JARRELL CONTRACTING INC., Earth City, Mo.	M	56.5	NA	100	0	0	0	0	0	0	0	0	
310	378	THOMPSON ELECTRIC CO., Sioux City, Iowa	E	56.5	56.5	40	20	0	0	10	30	0	0	0	
311	294	DOUGLASS COLONY GROUP, Commerce City, Colo.	R	55.6	70.1	100	0	0	0	0	0	0	0	0	
312	296	THOMAS INDUSTRIAL COATINGS INC., Pevely, Mo.	P	55.4	57.2	2	4	10	14	15	25	30	0	0	
313	309	BRUCE & MERRILEES ELECTRIC, New Castle, Pa.	E	55.2	65.0	5	5	20	0	0	30	40	0	0	
314	**	NEVELL GROUP INC., Brea, Calif.	W	55.0	60.0	100	0	0	0	0	0	0	0	0	
315	437	MOUNTAIN TOP ENTER. DBA SARATOGA ROOFING., Oklahoma City, Okla.	R	54.2	62.3	80	10	0	0	0	10	0	0	0	
316	305	POYNTER SHEET METAL, Bloomington, Ind.	SH	54.1	38.5	50	10	10	0	10	20	0	0	0	
317	292	UNITED FORMING INC., Austell, Ga.	C	53.7	65.6	100	0	0	0	0	0	0	0	0	
318	328	SYSTEMS CONTRACTING CORP., El Dorado, Ark.	M	53.3	54.6	0	10	0	0	0	85	0	0	0	
319	329	A-C ELECTRIC CO., Bakersfield, Calif.	E	53.2	35.8	31	0	21	0	3	25	20	0	0	
320	**	MODERN COS. INC., Cedar Rapids, Iowa	M	53.0	74.6	40	15	0	0	0	45	0	0	0	
321	263	GSL ELECTRIC, Sandy, Utah	E	52.8	45.6	30	15	0	0	15	30	0	0	10	
322	321	KARAS & KARAS GLASS CO. INC., So. Boston, Mass.	G	52.6	58.0	100	0	0	0	0	0	0	0	0	
323	276	TRI-STATE DRILLING INC., Hamel, Minn.	X	52.4	48.4	0	0	94	0	0	0	6	0	0	
324	302	FD THOMAS INC., Sacramento, Ore.	P	52.2	76.7	10	20	10	10	20	0	20	10	0	
325	255	HOLLAND ROOFING, Florence, Ky.	R	52.0	NA	100	0	0	0	0	0	0	0	0	
326	451	GREGG ELECTRIC INC., Ontario, Calif.	E	51.7	58.2	70	10	10	0	0	10	0	0	0	
327	**	MORLEY MOSS INC., Sunnyvale, Texas	E	51.5	34.0	77	10	1	0	0	2	0	0	10	
328	330	MID-CITY ELECTRIC CO., Columbus, Ohio ³²⁸	E	51.5	35.4	90	1	0	0	0	1	0	0	8	
329	324	CANNON & WENDT ELECTRIC CO. INC., Phoenix, Ariz.	E	51.3	32.1	96	0	0	0	0	0	0	0	1	
330	299	SCHREIBER CORP., Wixom, Mich.	R	51.0	51.0	15	75	0	0	0	10	0	0	0	
331	405	KENMOR ELECTRIC CO. LP, Houston, Texas	E	50.8	59.5	95	0	0	0	0		0	0	5	
332	211	W.G. TOMKO INC., Finleyville, Pa.	M	50.6	76.7	100	0	0	0	0	0	0	0	0	
333	325	HEPACO LLC, Charlotte, N.C. ³³³	O/A	50.5	67.6	0	0	0	0	0	0	0	100	0	
334	319	BAYSIDE INTERIORS INC., Fremont, Calif.	W	50.5	65.0	100	0	0	0	0	0	0	0	0	
335	310	IMCOR, Phoenix, Ariz. ³³⁵	M/SH	50.0	36.0	40	20	5	0	5	0	10	0	20	
336	233	DUNBAR MECHANICAL INC., Toledo, Ohio	M	49.8	32.3	44	27	5	0	0	24	0	0	0	
337	374	NETWORK INFRASTRUCTURE INC., Hempstead, N.Y.	U	49.7	121.2	0	0	0	0	0	98	0	0	2	
338	318	NORTHLAND CONCRETE & MASONRY CO. LLC, Burnsville, Minn.	C/MA	49.5	70.0	30	30	0	0	0	30	10	0	0	
339	326	TAYLOR ELECTRIC INC., Salt Lake City, Utah	E	49.3	41.9	97	3	0	0	0	0	0	0	0	
340	174	DURR MECHANICAL CONSTRUCTION INC., New York, N.Y.	M	49.2	20.5	0	0	57	0	43	0	0	0	0	
341	338	GREGORY ELECTRIC CO. INC., Columbia, S.C.	E/M	48.9	49.5	30	25	10	5	10	15	0	0	5	
342	331	MCDADE-WOODCOCK INC., Albuquerque, N.M.	E	48.7	72.2	7	3	0	0	90	0	0	0	0	
343	348	DUNKIN & BUSH INC., Kirkland, Wash. ³⁴³	P	48.6	55.0	0	0	11	0	0	84	5	0	0	
344	350	GROUP BUILDERS INC., Honolulu, Hawaii	W	48.3	70.6	100	0	0	0	0	0	0	0	0	
345	343	SCHLOUCH INC., Blandon, Pa.	X	48.1	74.6	80	3	4	0	0	0	13	0	0	
346	402	GAINES AND CO., Reisterstown, Md.	U	47.9	55.6	85	0	0	15	0	0	0	0	0	
347	308	DALEY'S DRYWALL, Campbell, Calif.	W	47.9	50.0	100	0	0	0	0	0	0	0	0	
348	**	CORBINS ELECTRIC, Phoenix, Ariz.	E	47.8	14.9	33	50	0	0	5	0	10	0	2	
349	315	MBR CONSTRUCTION SERVICES INC., Reading, Pa.	E/M	47.7	37.8	40	10	30	0	20	0	0	0	0	
350	450	GARDNER ZEMKE CO., Albuquerque, N.M.	E	47.3	30.5	36	0	11	3	0	0	46	0	0	

FOOTNOTES: 304=TRUCKING; 326=TECHNOLOGY; 333=HAZARDOUS WASTE; 335=PIPING AND PLUMBING; 343=SCAFFOLDING & INSULATION

RANK 2014	RANK 2013	FIRM	FIRM TYPE	2013 REVENUE (\$ MIL)		MARKETS (% OF 2013 REVENUE)									
				TOTAL REVENUE	NEW CONTRACTS	GENERAL BUILDING	MANUFACTURING	POWER	WATER SUPPLY	SEWER / WASTE	INDUS. / PETROLEUM	TRANSPORTATION	HAZARDOUS WASTE	TELECOM	
351	401	R.T. MOORE CO. INC., Indianapolis, Ind.	M	46.4	NA	100	0	0	0	0	0	0	0	0	0
352	251	SUPERIOR GUNITE (TUTOR PERINI), Sylmar, Calif.	C	46.3	26.8	33	2	1	19	41	1	0	4	0	0
353	436	H.T. SWEENEY & SON INC., Brookhaven, Pa.	X	46.2	53.3	27	5	15	0	0	53	0	0	0	0
354	**	SLACK & CO. CONTRACTING INC., Houston, Texas ³⁵⁴	U/X	46.0	33.2	85	0	0	0	0	15	0	0	0	0
355	341	PREMIER ELECTRICAL CORP., Brooklyn Park, Minn.	E	45.9	40.0	30	0	5	5	35	10	10	0	5	0
356	240	RICHARD GOETTLE INC., Cincinnati, Ohio ³⁵⁶	O	45.8	35.4	50	10	10	0	0	20	10	0	0	0
357	385	SUNWEST ELECTRIC INC., Anaheim, Calif.	E	45.1	35.7	75	9	0	0	0	15	0	0	1	0
358	362	THE DIGESARE GROUP, Schenectady, N.Y.	M/F	45.0	40.0	70	20	0	0	0	10	0	0	0	0
359	351	BERGER ENGINEERING CO., Dallas, Texas	M	44.9	42.5	95	0	0	0	0	5	0	0	0	0
360	311	SUPERIOR AIR HANDLING, Clearfield, Utah	SH/M	44.8	226.6	46	1	0	0	0	0	2	51	0	0
361	368	SERETTA CONSTRUCTION, Apopka, Fla.	C	44.8	44.8	80	20	0	0	0	0	0	0	0	0
362	380	C.A. LINDMAN COS., Jessup, Md. ³⁶²	MA	44.7	51.8	100	0	0	0	0	0	0	0	0	0
363	288	TOWER GLASS INC., Santee, Calif.	G	44.6	62.4	88	0	0	0	0	0	12	0	0	0
364	339	HACI MECHANICAL CONTRACTORS INC., Phoenix, Ariz.	M	43.8	34.8	90	10	0	0	0	0	0	0	0	0
365	370	ENVIRONMENTAL REMEDIATION SERVICES INC., Schenectady, N.Y.	D	43.8	50.0	0	25	0	0	0	50	0	25	0	0
366	344	FRISCHHERTZ ELECTRIC CO. INC., New Orleans, La.	E	43.5	73.3	100	0	0	0	0	0	0	0	0	0
367	372	THE BULLDOG GROUP INC, Winston-Salem, N.C.	R	43.2	46.6	90	10	0	0	0	0	0	0	0	0
368	416	DESERT MECHANICAL INC., Sylmar, Calif.	M	43.2	NA	63	0	2	8	0	0	27	0	0	0
369	273	WYATT INC., Pittsburgh, Pa. ³⁶⁹	W/O/F	43.0	44.7	80	10	0	0	0	10	0	0	0	0
370	398	SIERRA DETENTION SYSTEMS, Brighton, Colo. ³⁷⁰	O	43.0	60.0	100	0	0	0	0	0	0	0	0	0
371	**	PASO ROBLES TANK INC., Paso Robles, Calif.	ST/M/P	42.8	48.2	0	0	0	30	0	55	0	0	0	0
372	445	APG ELECTRIC INC., Clearwater, Fla.	E	42.6	10.6	88	4	0	0	0	0	0	0	0	8
373	399	BROADWAY ELECTRIC, Elk Grove Village, Ill.	E	42.5	40.0	60	10	0	0	0	10	5	0	15	0
374	**	DENISON LANDSCAPING INC., Ft. Washington, Md. ³⁷⁴	O	42.5	40.0	100	0	0	0	0	0	0	0	0	0
375	482	SHELLEY ELECTRIC INC., Wichita, Kan.	E	42.4	18.3	10	15	0	0	25	35	10	0	5	0
376	**	W. L. FRENCH EXCAVATING CORP., North Billerica, Mass. ³⁷⁶	X	42.4	42.4	80	0	0	0	20	0	0	0	0	0
377	345	J & S MECHANICAL CONTRACTORS INC., Draper, Utah	M	42.3	40.1	100	0	0	0	0	0	0	0	0	0
378	367	MEISNER ELECTRIC INC. OF FLORIDA, Delray Beach, Fla.	E	42.3	52.5	81	10	0	0	0	3	0	0	4	0
379	360	KOONTZ ELECTRIC CO. INC., Maumelle, Ark.	E	42.1	27.5	6	10	62	0	0	14	8	0	0	0
380	541	THOMARIOS, Akron, Ohio ³⁸⁰	O/ST	41.9	30.0	88	0	0	3	0	0	2	7	0	0
381	278	CLEVELAND CEMENT CONTRACTORS INC., Cleveland, Ohio	C	41.6	29.8	70	20	0	0	0	10	0	0	0	0
382	356	CAID INDUSTRIES INC., Tucson, Ariz. ³⁸²	O/M	41.5	45.0	10	0	10	5	0	65	5	5	0	0
383	387	ICON MECHANICAL CONSTRUCTION & ENGINEERING LLC, Granite City, Ill.	M	41.3	68.1	40	0	10	0	0	50	0	0	0	0
384	354	PHILIPS BROS. ELECTRICAL CONTRACTORS INC., Glenmoore, Pa.	E	41.1	20.3	65	10	0	0	15	0	10	0	0	0
385	472	ACE ELECTRIC INC., Valdosta, Ga.	E	40.8	89.0	34	0	0	0	1	1	1	0	8	0
386	**	FLORENCE ELECTRIC LLC, Canton, Mass.	E	40.3	60.6	70	10	0	0	0	0	10	0	10	0
387	304	ERSHIGS INC., Bellingham, Wash.	M	40.2	50.4	0	0	75	0	0	5	0	20	0	0
388	**	BARNUM & CELILLO ELECTRIC INC., Sacramento, Calif.	E	40.1	67.0	60	0	0	0	0	0	0	0	0	0
389	**	MONTANA CONSTRUCTION CORP. INC., Lodi, N.J.	U	39.7	36.1	0	0	0	31	59	0	10	0	0	0
390	464	BUESING CORP., Phoenix, Ariz. ³⁹⁰	X/O	39.5	35.8	59	3	0	3	0	0	2	0	0	0
391	409	FLAGGER FORCE-TRAFFIC CONTROL SERVICES LLC, Hummelstown, Pa. ³⁹¹	O	39.4	39.4	0	0	50	0	0	0	20	0	30	0
392	526	D.W. NICHOLSON CORP., Hayward, Calif. ³⁹²	M/E	39.4	26.3	10	15	0	0	10	15	50	0	0	0
393	376	PERLECTRIC INC., Fairfax, Va.	E	39.3	23.2	100	0	0	0	0	0	0	0	0	0
394	365	SOUTHERN CONTRACTING CO., San Marcos, Calif.	E	39.2	57.9	0	0	25	0	75	0	0	0	0	0
395	261	PIC GROUP INC., Atlanta, Ga. ³⁹⁵	M	39.2	17.3	0	0	100	0	0	0	0	0	0	0
396	417	BOYETT CONSTRUCTION INC., Hayward, Calif. ³⁹⁶	O/W	39.2	32.9	95	0	0	0	0	0	5	0	0	0
397	316	AVALOTIS CORP., Verona, Pa.	P	39.0	12.0	10	10	50	0	0	10	20	0	0	0
398	443	SUPERIOR RIGGING & ERECTING CO. INC., Atlanta, Ga. ³⁹⁸	ST/O	39.0	28.0	80	10	0	0	0	10	0	0	0	0
399	**	THERMAL CONCEPTS INC., Davie, Fla.	M	38.7	52.0	100	0	0	0	0	0	0	0	0	0
400	301	SHAW ELECTRIC CO., Southfield, Mich.	E	38.6	31.7	45	2	2	0	16	1	1	0	33	0

FOOTNOTES: 354—SITE WORK/EXCAVATION/FOUNDATION; 356—EARTH RETENTION SYSTEMS; DEEP FOUNDATIONS & MARINE STRUCTURES; 362—WATERPROOFING; 369—EXTERIOR PANELS SYSTEMS AND ARCHITECTURAL MILLWORK; 370—DETENTION AND SECURED ELECTRONICS EQUIPMENT; 374—LANDSCAPING; 376—TRANSPORTATION AND MATERIALS; 390—GENERAL CONTRACTING; 392—MANUFACTURING; 395—SOLAR ENERGY; 391—TRAFFIC CONTROL SERVICES; 392—PIPING, OVERHEAD DOOR, 395—MECHANICAL & INSTALLATION; 396—DOOR ASSEMBLIES; 398—CRANE RENTAL/RIGGING WORK.

RANK 2014	RANK 2013	FIRM	FIRM TYPE	2013 REVENUE (\$ MIL)		MARKETS (% OF 2013 REVENUE)										
				TOTAL REVENUE	NEW CONTRACTS	GENERAL BUILDING	MANUFACTURING	POWER	WATER SUPPLY	SEWER / WASTE	INDUS. / PETROLEUM	TRANSPORTATION	HAZARDOUS WASTE	TELECOM		
401	413	FLY & FORM INC., Atlanta, Ga.	C	38.3	65.9	100	0	0	0	0	0	0	0	0	0	0
402	390	KOVACH INC., Chandler, Ariz.	G	38.0	NA	80	10	0	0	0	0	0	10	0	0	0
403	492	NORTH AMERICAN DISMANTLING CORP., Lapeer, Mich.	D/A	37.5	35.5	20	25	35	0	0	5	0	15	0	0	0
404	333	PRECISION ENVIRONMENTAL CO., Independence, Ohio ⁴⁰⁴	A	37.3	41.3	0	0	0	0	0	0	0	95	0	0	0
405	388	SWANSON & YOUNGDALE INC., Minneapolis, Minn.	P	37.3	28.4	63	1	7	0	4	23	2	0	0	0	0
406	**	BONLAND INDUSTRIES INC., Wayne, N.J.	SH	37.2	44.0	100	0	0	0	0	0	0	0	0	0	0
407	386	SOWLES CO., Shakopee, Minn.	ST/C	37.0	19.0	70	20	0	0	0	0	10	0	0	0	0
408	403	INTERNATIONAL CHIMNEY CORP., Buffalo, N.Y.	C/MA/D	36.7	55.0	7	5	36	5	3	32	2	5	5	0	0
409	503	SHARLEN ELECTRIC CO., Chicago, Ill.	E	36.5	29.7	75	10	0	0	0	10	0	0	0	5	0
410	377	KPOST CO., Dallas, Texas	R	36.5	41.5	50	25	0	0	0	15	5	0	0	5	0
411	452	SUN VALLEY MASONRY INC., Phoenix, Ariz.	MA	36.0	29.1	100	0	0	0	0	0	0	0	0	0	0
412	420	ASCHER BROTHERS CO. INC., Chicago, Ill.	P	35.9	35.9	100	0	0	0	0	0	0	0	0	0	0
413	**	PETILLO INC., Flanders, N.J.	X	35.7	23.6	85	0	0	0	2	0	13	0	0	0	0
414	**	HODESS CONSTRUCTION CORP., Attleboro Falls, Mass. ⁴¹⁴	O	35.6	11.8	25	75	0	0	0	0	0	0	0	0	0
415	369	CENTURY STEEL ERECTORS, Dravosburg, Pa.	ST	35.6	29.1	70	0	0	0	0	20	10	0	0	0	0
416	481	AJAY GLASS & MIRROR CO. INC., Canandaigua, N.Y.	G	35.5	48.0	100	0	0	0	0	0	0	0	0	0	0
417	400	CULLUM MECHANICAL CONSTRUCTION INC., Charleston, S.C.	M	35.1	38.3	40	50	0	0	0	5	5	0	0	0	0
418	406	CENTRAL CEILINGS INC., South Easton, Mass.	W	35.1	41.6	100	0	0	0	0	0	0	0	0	0	0
419	393	DEE CRAMER INC., Holly, Mich.	SH	35.1	31.7	70	20	0	0	10	0	0	0	0	0	0
420	490	CIRCLE B CONSTRUCTION SYSTEMS LLC, Indianapolis, Ind. ⁴²⁰	W	35.0	10.8	100	0	0	0	0	0	0	0	0	0	0
421	353	SARENS, Alameda, Calif. ⁴²¹	O	34.8	NA	0	0	0	0	0	0	0	0	0	0	0
422	383	CONCRETE STRUCTURES OF THE MIDWEST INC., West Chicago, Ill.	C	34.8	75.0	49	0	0	0	0	0	51	0	0	0	0
423	441	KING OF TEXAS ROOFING CO. LP, Grand Prairie, Texas	R	34.7	36.1	85	15	0	0	0	0	0	0	0	0	0
424	432	TARLTON AND SON INC., Fresno, Calif. ⁴²⁴	W/P	34.6	25.6	100	0	0	0	0	0	0	0	0	0	0
425	404	BURNS & SCALO ROOFING CO. INC., Pittsburgh, Pa.	R	34.6	28.3	60	15	0	0	0	25	0	0	0	0	0
426	314	A & R MECHANICAL CONTRACTORS INC., Urbana, Ill. ⁴²⁶	M/SH/O	34.3	23.7	98	2	0	0	0	0	0	0	0	0	0
427	**	UNISTRUT INTERNATIONAL CORP., Addison, Ill.	ST	34.1	NA	100	0	0	0	0	0	0	0	0	0	0
428	556	O.S. INTERIOR SYSTEMS INC., Houston, Texas ⁴²⁸	W/O/P	33.5	36.0	100	0	0	0	0	0	0	0	0	0	0
429	418	ASCHINGER ELECTRIC CO., Fenton, Mo.	E	33.4	33.4	45	10	0	0	0	25	10	0	0	10	0
430	**	ACTION ELECTRIC CO. INC., Atlanta, Ga.	E/M/SH	33.3	27.0	5	14	5	0	0	75	0	0	0	1	0
431	429	CASTLE CONTRACTING LLC, Webster Groves, Mo.	X	33.0	31.5	57	9	2	0	2	13	13	0	0	0	0
432	419	HARTMAN WALSH PAINTING CO., St. Louis, Mo.	P	33.0	NA	0	20	20	5	10	25	15	5	0	0	0
433	440	B. FRANK JOY, Hyattsville, Md.	U	32.9	18.0	25	0	50	0	20	0	0	0	0	5	0
434	459	ADVANCETEC LLC, Richmond, Va. ⁴³⁴	O	32.8	42.0	0	20	0	0	0	0	0	0	0	0	0
435	359	JOHNSON & JORDAN INC., Scarborough, Maine	M	32.6	22.0	93	7	0	0	0	0	0	0	0	0	0
436	480	JERRY THOMPSON & SONS PAINTING INC., San Rafael, Calif.	P	32.6	18.5	90	5	0	0	0	0	5	0	0	0	0
437	**	RENFROW BROTHERS INC., Spartanburg, S.C.	M/E	32.4	35.8	0	50	0	0	0	50	0	0	0	0	0
438	474	GRIFFIN DEWATERING CORP., Houston, Texas ⁴³⁸	O	31.9	30.0	100	0	0	0	0	0	0	0	0	0	0
439	528	SHIELDS INC., Winston-Salem, N.C. ⁴³⁹	W	31.8	19.2	100	0	0	0	0	0	0	0	0	0	0
440	425	TRUESDELL CORP., Tempe, Ariz. ⁴⁴⁰	O	31.8	29.8	0	0	0	10	0	0	90	0	0	0	0
441	422	UNITED RIGGERS & ERECTORS INC., Walnut, Calif.	M/SH/C	31.5	39.0	10	20	10	0	20	40	0	0	0	0	0
442	448	HELLER ELECTRIC CO. INC., Brandywine, Md.	E	31.4	22.5	75	0	0	0	0	0	0	0	0	25	0
443	496	LONG PAINTING CO., Kent, Wash.	P	31.2	31.6	30	20	5	9	11	17	8	0	0	0	0
444	479	JOSLIN CONSTRUCTION, Porter, Texas	U/X	31.0	40.0	95	0	0	0	0	5	0	0	0	0	0
445	414	H. R. ALLEN INC., Charleston, S.C.	E	30.9	23.2	90	10	0	0	0	0	0	0	0	0	0
446	371	GRIBBINS INSULATION CO. INC., Evansville, Ind. ⁴⁴⁶	O	30.5	25.0	10	5	55	0	0	30	0	0	0	0	0
447	407	ORNDORFF & SPAID INC., Beltsville, Md.	R	30.4	29.1	81	10	0	0	0	9	0	0	0	0	0
448	426	JOHN J. CAMPBELL ROOFING, Memphis, Tenn.	R	30.1	32.0	75	25	0	0	0	0	0	0	0	0	0
449	**	K&K IRON WORKS LLC, McCook, Ill. ⁴⁴⁹	ST/O	30.0	33.0	65	0	0	10	0	5	20	0	0	0	0
450	502	MILLER DRUCK SPECIALTY CONTRACTING INC., New York, N.Y. ⁴⁵⁰	O	30.0	16.0	80	0	0	0	0	0	20	0	0	0	0

FOOTNOTES: 404=SAW CUTTING; 414=CLEANROOM; 420=PLASTER WORK; 421=CRANE RENTAL SERVICES; HEAVY LIFT AND SPECIALIZED TRANSPORT PROJECTS; 424=PLASTERING; SALES; SHOP; 425=PLUMBING; 428=DEWATERING; 438=DEWATERING; 439=FLOORING; 440=CONCRETE REPAIR AND RESTORATION; 446=MECHANICAL INSULATION; 449=MECHANICAL FABRICATION; 450=MARBLE, TILE & STONE PROCESS TOOL INSTALLATION; 438=DEWATERING; 439=FLOORING; 440=CONCRETE REPAIR AND RESTORATION; 446=MECHANICAL INSULATION; 449=MECHANICAL FABRICATION; 450=MARBLE, TILE & STONE

RANK 2014	RANK 2013	FIRM	FIRM TYPE	2013 REVENUE (\$ MIL)		MARKETS (% OF 2013 REVENUE)										
				TOTAL REVENUE	NEW CONTRACTS	GENERAL BUILDING	MANUFACTURING	POWER	WATER SUPPLY	SEWER / WASTE	INDUS. / PETROLEUM	TRANSPORTATION	HAZARDOUS WASTE	TELECOM		
451	342	NATIONAL ENCLOSURE CO. LLC, Pontiac, Mich.	G	30.0	18.6	100	0	0	0	0	0	0	0	0	0	0
452	530	HARDROCK CONCRETE PLACEMENT CO. INC., Phoenix, Ariz.	C	29.7	38.6	100	0	0	0	0	0	0	0	0	0	0
453	423	TJ WIES CONTRACTING INC., Lake St. Louis, Mo.	W	29.5	45.4	100	0	0	0	0	0	0	0	0	0	0
454	456	CROCKETT FACILITIES SERVICES, Bowie, Md.	M	29.4	22.9	100	0	0	0	0	0	0	0	0	0	0
455	462	JOHNSON-DAVIS INC., Lantana, Fla.	U	29.4	27.0	0	0	0	25	75	0	0	0	0	0	0
456	**	NICKLE ELECTRICAL COS., Newark, Del.	E	29.4	35.2	85	10	0	0	0	0	0	0	0	0	5
457	430	IHP INDUSTRIAL INC., St. Joseph, Mo.	M	29.2	17.1	10	25	0	15	0	50	0	0	0	0	0
458	458	BRIGGS ELECTRIC INC., Tustin, Calif.	E	29.2	23.3	61	25	0	0	0	0	0	0	0	0	14
459	473	O'ROURKE WRECKING CO., Cincinnati, Ohio	D	29.0	27.6	30	10	10	0	10	35	0	5	0	0	0
460	484	W.D. MANOR MECHANICAL CONTRACTORS, Phoenix, Ariz.	M	29.0	16.0	70	30	0	0	0	0	0	0	0	0	0
461	632	ACME ELECTRIC, Lubbock, Texas	E	29.0	26.2	45	0	0	0	55	0	0	0	0	0	0
462	465	TEXAS SCENIC CO., San Antonio, Texas ⁴⁶²	O	28.9	30.2	100	0	0	0	0	0	0	0	0	0	0
463	433	C.P. WARD INC., Scottsville, N.Y.	C/X	28.9	17.6	5	5	0	15	5	0	60	0	0	0	10
464	453	WALDROP MECHANICAL SERVICES, Spartanburg, S.C. ⁴⁶⁴	M/SH	28.5	23.7	75	25	0	0	0	0	0	0	0	0	0
465	**	SCHETTER ELECTRIC INC., Sacramento, Calif.	E	28.2	25.6	57	35	0	0	0	0	0	0	0	0	8
466	536	WEIFIELD GROUP CONTRACTING, Denver, Colo.	E	28.2	33.0	65	15	0	0	5	10	5	0	0	0	0
467	384	MILLER BONDED INC., Albuquerque, N.M.	M/SH	27.7	35.9	98	1	0	0	0	1	0	0	0	0	0
468	**	UPCHURCH PLUMBING INC., Greenwood, Miss.	M	27.6	16.2	85	15	0	0	0	0	0	0	0	0	0
469	483	ACS SYSTEM ASSOCIATES, Mount Vernon, N.Y.	M	27.5	30.0	100	0	0	0	0	0	0	0	0	0	0
470	410	ACOUSTIC CEILING AND PARTITION CO., Ann Arbor, Mich.	W	27.5	24.4	100	0	0	0	0	0	0	0	0	0	0
471	449	EVANS ROOFING CO. INC., Elmira, N.Y.	R/SH	27.2	NA	30	10	0	0	0	60	0	0	0	0	0
472	560	CENTURY MECHANICAL CONTRACTORS INC., Fort Worth, Texas	M	27.1	18.0	100	0	0	0	0	0	0	0	0	0	0
473	439	ADRIAN L. MERTON INC., Capitol Heights, Md.	M	27.1	32.0	100	0	0	0	0	0	0	0	0	0	0
474	485	MIDWEST STEEL CO. INC., Houston, Texas	D	27.0	25.2	0	0	0	0	0	100	0	0	0	0	0
475	487	MARR SCAFFOLDING CO., South Boston, Mass. ⁴⁷⁵	O	26.2	17.6	0	0	0	0	0	0	0	0	0	0	0
476	**	CERTIFIED COATINGS CO., Fairfield, Calif.	P	26.1	13.2	0	1	5	0	1	26	67	0	0	0	0
477	542	R. BAKER & SON ALL INDUSTRIAL SERVICES, Red Bank, N.J. ⁴⁷⁷	D/A	26.0	30.0	5	15	20	0	8	38	7	3	4	0	0
478	**	CLEVELAND WRECKING CO., Covina, Calif.	D	26.0	14.4	55	0	0	9	0	9	27	0	0	0	0
479	442	EVERGREEN ARCHITECTURAL ARTS INC., New York, N.Y. ⁴⁷⁹	O/A	26.0	24.5	100	0	0	0	0	0	0	0	0	0	0
480	**	GREINER ELECTRIC, Littleton, Colo.	E	26.0	21.5	96	0	0	0	0	1	0	0	0	0	3
481	532	HOOVER CONSTRUCTION, Virginia, Minn. ⁴⁸¹	X	26.0	30.0	0	0	10	0	0	70	20	0	0	0	0
482	**	PERRECA ELECTRIC CO. INC., Newburgh, N.Y.	E	26.0	18.7	35	25	15	0	0	10	10	0	0	0	5
483	504	MIDWEST SERVICE GROUP, St. Peters, Mo.	A	25.9	25.9	3	0	0	0	0	2	0	95	0	0	0
484	489	DANNY'S CONSTRUCTION CO. LLC, Shakopee, Minn.	ST	25.9	55.1	70	0	0	0	0	0	30	0	0	0	0
485	444	GRAZZINI BROTHERS & CO., Eagan, Minn. ⁴⁸⁵	O	25.8	36.9	84	0	0	0	0	0	16	0	0	0	0
486	509	CSE INC., Madison Heights, Va.	ST	25.7	22.6	40	10	15	0	0	35	0	0	0	0	0
487	457	SHORELINE FOUNDATION INC., West Park, Fla. ⁴⁸⁷	O	25.5	58.4	0	0	0	0	0	0	100	0	0	0	0
488	571	APEX IMAGING SERVICES, Pomona, Calif.	P/W	25.4	25.4	100	0	0	0	0	0	0	0	0	0	0
489	510	LEGACY MECHANICAL INC., Denver, Colo.	M	25.4	17.5	73	5	2	0	0	10	10	0	0	0	0
490	501	GIROUX GLASS INC., Los Angeles, Calif.	G	25.2	39.1	100	0	0	0	0	0	0	0	0	0	0
491	519	WAYNE'S ROOFING INC., Sumner, Wash.	R	25.2	25.4	70	30	0	0	0	0	0	0	0	0	0
492	475	CANTERA CONCRETE CO. LLC, Tulsa, Okla.	C	25.1	23.3	74	0	0	0	1	20	5	0	0	0	0
493	**	OLSSON INDUSTRIAL ELECTRIC INC., Springfield, Ore.	E	25.0	26.5	0	20	30	0	0	50	0	0	0	0	0
494	**	TECHNO WEST INC., Anaheim, Calif.	P	24.9	23.7	25	5	5	10	10	5	40	0	0	0	0
495	513	ALLSOUTH SUBCONTRACTORS INC., Birmingham, Ala.	R	24.5	17.9	80	20	0	0	0	0	0	0	0	0	0
496	486	RHP MECHANICAL SYSTEMS, Reno, Nev.	M	24.5	12.3	45	30	0	0	0	25	0	0	0	0	0
497	**	JDC DEMOLITION INC., Boston, Mass.	D	24.0	36.0	40	0	40	0	0	20	0	0	0	0	0
498	543	DEL MONTE ELECTRIC, Dublin, Calif.	E	24.0	22.8	90	0	5	0	0	0	0	0	0	0	5
499	569	DEE BROWN INC., Dallas, Texas	MA	24.0	24.0	100	0	0	0	0	0	0	0	0	0	0
500	522	ROOFING SOLUTIONS, Prairieville, La.	R	23.9	28.5	80	0	10	0	0	10	0	0	0	0	0

FOOTNOTES: 462=THEATRICAL; 464=PLUMBING; 475=ALL EXCEPT STEEL AND UTILITY; 477=RIGGING; 479=PLASTER; 481=DRILLING AND BLASTING; 485=SPECIALTY CONTRACTOR; 487=MARINE CONSTRUCTION;

MUTH ELECTRIC INC. is the only Top 600 Firm from South Dakota. Top 600 firms came from 45 states and the District of Columbia.

RANK 2014	2013	FIRM	FIRM TYPE	2013 REVENUE (\$ MIL)		MARKETS (% OF 2013 REVENUE)									
				TOTAL REVENUE	NEW CONTRACTS	GENERAL BUILDING	MANUFACTURING	POWER	WATER SUPPLY	SEWER / WASTE	INDUS. / PETROLEUM	TRANSPORTATION	HAZARDOUS WASTE	TELECOM	
501	**	K&S AIR CONDITIONING INC. , Orange, Calif.	M	23.7	20.9	92	2	2	0	0	0	2	0	2	
502	**	TERRY'S ELECTRIC INC. , Kissimmee, Fla. ⁵⁰²	E	23.6	30.1	87	0	0	0	0	0	0	0	0	
503	488	BECKSTROM ELECTRIC , Purcellville, Va.	E	23.5	25.8	100	0	0	0	0	0	0	0	0	
504	**	CB STRUCTURES INC. , Pompano Beach, Fla.	C	23.4	33.2	100	0	0	0	0	0	0	0	0	
505	**	TRINITY DRYWALL & PLASTERING SYSTEMS , Fort Worth, Texas ⁵⁰⁵	W/P	23.4	28.2	100	0	0	0	0	0	0	0	0	
506	**	AMS ELECTRIC INC. , Dublin, Calif.	E	23.4	38.1	95	0	0	0	0	0	0	0	5	
507	586	CENTERLINE UTILITIES INC. , Palm City, Fla.	U	23.2	20.0	0	0	0	40	60	0	0	0	0	
508	523	JOHN J. SMITH MASONRY CO. , St. Louis, Mo.	MA	22.9	22.9	80	5	5	0	4	6	0	0	0	
509	**	R & R WINDOW CONTRACTORS INC. , Easthampton, Mass.	G	22.6	24.8	100	0	0	0	0	0	0	0	0	
510	460	LUSE THERMAL TECHNOLOGIES LLC , Aurora, Ill. ⁵¹⁰	O/A	22.6	20.8	30	0	35	0	10	25	0	0	0	
511	466	NABCO MECHANICAL & ELECTRICAL INC. , Conway, Ark.	E/M	22.5	32.5	100	0	0	0	0	0	0	0	0	
512	494	SPECIALTY FINISHES INC. , Atlanta, Ga.	P	22.3	25.2	100	0	0	0	0	0	0	0	0	
513	588	ENVIRONMENTAL HOLDINGS GROUP LLC , Morrisville, N.C.	A	22.0	26.0	50	10	10	0	0	10	0	20	0	
514	428	MAYERS ELECTRIC CO. INC. , Cincinnati, Ohio	E	22.0	21.4	45	16	0	0	0	35	0	0	4	
515	500	ATS DRILLING, INC. , Haltom City, Texas	X	22.0	16.4	40	0	0	0	0	0	60	0	0	
516	507	PATRIOT ERECTORS INC. , Dripping Springs, Texas	ST	21.9	27.9	70	22	0	0	0	0	8	0	0	
517	557	RW COS. , Lederach, Pa. ⁵¹⁷	C/O/E	21.9	23.1	100	0	0	0	0	0	0	0	0	
518	553	KEARNEY ELECTRIC INC. , Phoenix, Ariz.	E	21.8	7.4	45	10	0	0	5	0	0	0	40	
519	554	ARC ABATEMENT INC. , Waco, Texas	A	21.8	23.6	0	0	0	0	0	0	0	90	0	
520	531	PYRAMID MASONRY CONTRACTORS INC. , Decatur, Ga.	MA	21.8	22.5	90	10	0	0	0	0	0	0	0	
521	533	RAM ACOUSTICAL CORP. , Beaver Falls, Pa.	W	21.7	26.3	100	0	0	0	0	0	0	0	0	
522	599	HEWITT YOUNG ELECTRIC LLC , Rochester, N.Y.	E	21.6	NA	85	5	0	5	0	0	5	0	0	
523	592	B&B ELECTRICAL CONTRACTORS INC. , Iron Mountain, Mich.	E	21.5	31.0	5	0	10	0	0	50	0	0	0	
524	511	PRISM RESPONSE , Export, Pa.	A	21.3	18.8			0	0	0		0	100	0	
525	600	MID ATLANTIC MECHANICAL , Broomall, Pa.	M	21.2	18.5	90	0	0	5	5	0	0	0	0	
526	**	SCHWEIZER DIPPLE INC. , Oakwood Village, Ohio	M	21.2	13.3	2	5	1	0	0	92	0	0	0	
527	478	W.B. GUIMARIN & CO. , Columbia, S.C.	M	21.1	32.3	75	25	0	0	0	0	0	0	0	
528	**	ROBINETTE DEMOLITION INC. , Oakbrook Terrace, Ill. ⁵²⁸	D	21.0	21.7	99	1	0	0	0	1	0	0	0	
529	**	FERNANDES MASONRY INC. , New Bedford, Mass.	MA	21.0	20.0	80	20	0	0	0	0	0	0	0	
530	562	QUALITY INTERIORS INC. , Indianapolis, Ind.	W/P	21.0	33.9	85	0	0	0	0	15	0	0	0	
531	566	BREAK THRU ENTERPRISES INC. , Lombard, Ill.	D	20.8	14.6	100	0	0	0	0	0	0	0	0	
532	564	GEORGE E. MASKER INC. , Oakland, Calif.	P	20.8	22.0	80	10	0	0	0	0	10	0	0	
533	603	LEI COS. INC. , Denver, Colo.	E	20.7	24.0	100	0	0	0	0	0	0	0	0	
534	469	SIERRA PACIFIC WEST INC. , Vista, Calif.	X/D	20.7	10.1	50	0	0	0	0	0	50	0	0	
535	544	AMERICAN CONSTRUCTION CO. INC. , Tacoma, Wash. ⁵³⁵	O	20.6	20.6	0	0	0	0	0	1	99	0	0	
536	517	FENTON , Cincinnati, Ohio ⁵³⁶	O/C/ST	20.6	20.6	0	25	0	0	0	25	50	0	0	
537	**	ROTOLO CONSULTANTS INC. (RCI) , Slidell, La. ⁵³⁷	O/C	20.5	33.7	100	0	0	0	0	0	0	0	0	
538	576	IMS MASONRY INC. , Lindon, Utah	MA	20.3	22.4	95	1	2	0	0	2	1	0	0	
539	468	ALL STATE CONSTRUCTION INC. , Farmington, Conn. ⁵³⁹	M	20.3	8.8	2	2	13	36	4	43	0	0	0	
540	514	GRAYDAZE CONTRACTING INC. , Alpharetta, Ga.	P	20.2	26.2	67	15	0	0	18	0	0	0	0	
541	477	BAMCO INC. , Middlesex, N.J.	W	20.1	26.7	100	0	0	0	0	0	0	0	0	
542	548	PIEDMONT MECHANICAL INC. , Spartanburg, S.C.	M	20.0	18.2	0	63	23	0	0	0	14	0	0	
543	498	COMMERCIAL ROOFERS INC. , Las Vegas, Nev. ⁵⁴³	R	19.8	21.4	85	0	0	10	0	5	0	0	0	
544	545	COMPREHENSIVE ENERGY SERVICES INC. , Longwood, Fla.	M	19.8	19.8	85	5	0	0	0	10	0	0	0	
545	534	THE HOLBROOK CO. INC. , Grand Prairie, Texas	X/D	19.7	22.2	86	0	0	0	0	0	14	0	0	
546	619	W.J. MALONEY PLUMBING CO. INC. , Phoenix, Ariz. ⁵⁴⁶	M	19.7	19.0	80	0	0	0	6	0	14	0	0	
547	**	D. H. FUNK & SONS LLC , Columbia, Pa.	X	19.5	16.4	80	0	0	10	10	0	0	0	0	
548	**	KEAR CIVIL CORP. , Phoenix, Ariz. ⁵⁴⁸	X/U	19.5	13.6	40	0	0	20	0	5	35	0	0	
549	527	D & F INDUSTRIES INC. , Pharr, Texas	E/M	19.2	14.9	98	2	0	0	0	0	0	0	0	
550	546	BHW SHEET METAL CO. , Jonesboro, Ga.	SH	18.9	12.7	0	0	0	0	0	0	0	0	0	

FOOTNOTES: 502=UTILITY COMPANIES; 506=PLASTER; 510=MECHANICAL INSULATION; 517=DEFENTION EQUIPMENT & STEEL WALL PANEL INSTALLATION; 528=UNDERGROUND STORAGE TANK REMOVAL / SOIL REMEDIATION; 535=MARINE CONSTRUCTION; 536=IRIGGING; 537=LANDSCAPING; LANDSCAPE MAINTENANCE; SWIMMING POOLS; WATER FEATURES; 539=GENERAL CONSTRUCTION; 543=WATERPROOFING; 546=FUEL FACILITY CONSTRUCTION- UNDERGROUND PIPELINES- AVIATION

RANK 2014	RANK 2013	FIRM	FIRM TYPE	2013 REVENUE (\$ MIL)		MARKETS (% OF 2013 REVENUE)									
				TOTAL REVENUE	NEW CONTRACTS	GENERAL BUILDING	MANUFACTURING	POWER	WATER SUPPLY	SEWER / WASTE	INDUS. / PETROLEUM	TRANSPORTATION	HAZARDOUS WASTE	TELECOM	
551	525	ADAMS & SMITH INC., Lindon, Utah	ST	18.8	13.6	15	0	11	0	0	0	67	0	0	
552	**	CLEARY CONSTRUCTION INC., Tompkinsville, Ky.	U	18.8	18.9	0	0	0	40	55	5	0	0	0	
553	584	LAYDON INDUSTRIES, New Haven, Conn.	U	18.7	10.8	0	0	5	20	10	20	30	5	10	
554	**	THE ROCKWELL GROUP INC., Freeport, Ill.	W	18.6	13.3	100	0	0	0	0	0	0	0	0	
555	**	MAS BUILDING & BRIDGE INC., Norfolk, Mass. 555	O/ST	18.5	21.9	41	0	0	0	0	0	59	0	0	
556	**	BRODIE CONTRACTORS INC., Raleigh, N.C.	MA	18.3	7.5	100	0	0	0	0	0	0	0	0	
557	516	DEMOLITION & ASBESTOS REMOVAL INC., Greensboro, N.C.	A	18.3	21.8	0	0	0	0	0	0	0	95	0	
558	568	COATINGS UNLIMITED INC., St. Louis, Mo.	P	18.2	15.0	0	0	50	15	0	15	20	0	0	
559	580	W.W. FOUNDATION DRILLING LTD., Houston, Texas	X	18.0	18.0	10	0	0	0	0	0	90	0	0	
560	550	LOUISIANA CHEMICAL DISMANTLING, Kenner, La.	D	17.9	9.3	0	0	0	0	0	100	0	0	0	
561	505	WRIGLEY MECHANICAL INC., Fargo, N.D. 561	M/ST	17.3	20.8	10	0	25	0	0	65	0	0	0	
562	595	BUILDERS PLUS INC., Boynton Beach, Fla. 562	O	17.3	21.5	100	0	0	0	0	0	0	0	0	
563	467	SPACECON SPECIALTY CONTRACTORS LLC, Colorado Springs, Colo.	W	17.3	24.9	100	0	0	0	0	0	0	0	0	
564	563	EARTH SERVICES & ABATEMENT (ESA) INC., Commerce City, Colo.	A	17.1	25.0	10	0	0	0	0	20	10	60	0	
565	537	THE WITMER GROUP, Mount Joy, Pa. 565	MA	17.0	13.9	95	4	0	0	1	0	0	0	0	
566	476	AREA ERECTORS INC., Rockford, Ill.	ST	17.0	22.5	85	10	0	0	0	5	0	0	0	
567	617	INFINITY CONTRACTORS, Fort Worth, Texas	M	16.6	22.5	75	5	0	0	20	0	0	0	0	
568	570	INSULATION SPECIALTIES INC., Hopewell, Va. 568	O/A	16.6	10.3	7	0	55	0	0	4	0	34	0	
569	581	ABSCOPE ENVIRONMENTAL INC., Canastota, N.Y. 569	O/A	16.5	11.3	15	25	5	0	0	40	5	5	5	
570	**	INSERV, Fuquay-Varina, N.C. 570	M/E	16.5	13.2	0	100	0	0	0	0	0	0	0	
571	551	VULCAN PAINTERS INC., Bessemer, Ala.	P	16.5	16.5	1	1	30	0	67	1	0	0	0	
572	**	BAKER PAINT & CONTRACTING CO. INC., Tucker, Ga.	P	16.1	19.4	85	15	0	0	0	0	0	0	0	
573	**	HAMPSHIRE FIRE PROTECTION CO., Londonderry, N.H.	F	16.1	22.8	90	10	0	0	0	0	0	0	0	
574	607	MASONRY BUILDERS INC., Tampa, Fla.	MA	15.7	17.4	92	5	3	0	0	0	0	0	0	
575	578	RKS PLUMBING & MECHANICAL INC., Glendale, Ariz.	M/SH	15.7	18.4	70	0	0	0	10	20	0	0	0	
576	620	HIGH LIGHT ELECTRIC INC., Riverside, Calif.	E	15.6	10.1	0	0	31	0	0	0	69	0	0	
577	**	SHADROCK AND WILLIAMS MASONRY LTD., Helotes, Texas	MA	15.4	48.2	100	0	0	0	0	0	0	0	0	
578	594	IACOBONI SITE SPECIALISTS INC., Baltimore, Md. 578	U/X	15.3	17.2	100	0	0	0	0	0	0	0	0	
579	555	ARCTIC SHEET METAL INC., Portland, Ore.	SH	15.2	25.3	90	10	0	0	0	0	0	0	0	
580	598	ALLSTATE TOWER INC., Henderson, Ky. 580	O/ST/D	14.9	16.1	0	0	0	0	0	25	0	0	75	
581	**	BUSBY CONSTRUCTION CO. INC., Atkinson, N.H. 581	U/X/O	14.8	12.5	30	0	0	0	30	0	40	0	0	
582	**	MCINNIS ELECTRIC CO., Jackson, Miss.	E	14.6	18.0	55	5	4	0	5	5	20	0	6	
583	579	HAMLIN ROOFING CO. INC., Garner, N.C.	R	14.5	12.2	100	0	0	0	0	0	0	0	0	
584	558	ENVIRONMENTAL ASSURANCE CO. INC., Indianapolis, Ind.	A	14.5	14.5	0	0	0	0	0	0	0	100	0	
585	**	FIVE ARROWS INC. DBA SERVICE PAINTING CORP., Orlando, Fla.	P	14.4	17.8	62	16	0	2	14	0	6	0	0	
586	**	RESOLUTE PERFORMANCE CONTRACTING LLC, Tempe, Ariz. 586	O/ST/C	14.2	14.8	7	0	87	0	0	6	0	0	0	
587	577	CONCRETE CUTTING & BREAKING CO., Grand Rapids, Mich.	D	14.2	14.2	15	5	5	10	10	5	50	0	0	
588	535	BEACON PIPING CO. INC., Canton, Mass.	M	14.1	24.4	20	15	55	0	0	10	0	0	0	
589	606	BENISE DOWLING & ASSOCIATES INC., Decatur, Ga. 589	P/O	14.0	14.5	55	5	0	0	0	15	0	0	0	
590	590	SPECTRUM MECHANICAL & SERVICE CONTRACTORS LLC, Tempe, Ariz.	M	13.7	12.2	100	0	0	0	0	0	0	0	0	
591	567	INTERSTATE ELECTRICAL CONTRACTORS INC., Wheat Ridge, Colo.	E	13.7	13.7	0	0	90	0	0	10	0	0	0	
592	585	INTERIOR TECHNOLOGY INC., Portland, Ore. 592	O	13.5	13.5	90	10	0	0	0	0	0	0	0	
593	539	WOODLAND CONSTRUCTION CO. INC., Jupiter, D.C.	C	13.5	15.9	80	15	0	0	5	0	0	0	0	
594	529	AAC CONTRACTING INC., Rochester, N.Y.	A	13.4	9.0	65	7	0	0	0	0	0	0	0	
595	**	APS FIRE, Broken Arrow, Okla.	F	13.4	14.5	40	10	10	0	0	20	0	0	20	
596	559	GROSS MECHANICAL CONTRACTORS, St. Louis, Mo.	M	13.1	12.4	1	33	0	0	2	64	0	0	0	
597	625	CLUNN ACOUSTICAL SYSTEMS, Cypress, Texas	W	13.1	7.9	100	0	0	0	0	0	0	0	0	
598	593	INTERNATIONAL ASBESTOS REMOVAL INC., Woodside, N.Y. 598	O/A	13.1	8.7	30	0	0	0	5	0	10	50	0	
599	601	NATIONAL RESTORATION SYSTEMS INC., Rolling Meadows, Ill.	C/MA	12.7	12.0	100	0	0	0	0	0	0	0	0	
600	**	LEGACY BUILDING SOLUTIONS, South Haven, Minn.	ST/R	12.7	16.0	20	20	20	0	5	25	10	0	0	

FOOTNOTES: 555=HEAVY HIGHWAY; 561=EQUIPMENT MOVING; 562=TILT WALL; 565=DIV 7 - CALLING / WATERPROOFING / AIR; 568=INSULATION/SCAFFOLDING; 569=SOIL REMEDIATION; 570=HYGIENIC PIPING; 578=PAVING; 580=TOWER MAINTENANCE; 581=ASPHALT RECLAMATION; 586=STEEL FABRICATION; 589=POWDER COATING; 592=ACOUSTICS; DAYLIGHTING, FIRE & SMOKE CONTROL, SPACE DIVISION; 598=INSULATION

Where To Find the Top 600

FIRM	RANK	FIRM	RANK	FIRM	RANK	FIRM	RANK
A							
A&R Mechanical Contractors Inc.	426	Barnum & Cellilo Electric Inc.	388	CB Structures Inc.	504	M.C. Dean Inc.	18
AAC Contracting Inc.	594	Basden Steel	284	Ceco Construction Group	26	Del Monte Electric	498
Abscope Environmental Inc.	569	Bauer Foundation Corp.	292	Centerline Utilities Inc.	507	A.C. Dellovade Inc.	280
A-C Electric Co.	319	Bayside Interiors Inc.	334	CentiMark Corp.	24	Delta Diversified Enterprises Inc.	152
Acco Engineered Systems Inc.	17	BCH Mechanical Inc.	281	Central Ceilings Inc.	418	Demolition & Asbestos Removal Inc.	557
Ace Electric Inc.	385	Beacon Piping Co. Inc.	588	Century Fire Protection LLC	289	Denison Landscaping Inc.	374
Acme Electric	461	Beard Construction Group LLC	268	Century Mechanical Contractors Inc.	472	J Derenzo Cos.	167
Acousti Engineering Co. of FL	127	Beaver Excavating Co.	94	Century Steel Erectors	415	Desert Mechanical Inc.	368
Acoustic Ceiling and Partition Co.	470	Beckstrom Electric	503	Certified Coatings Co.	476	DGC Capital Contracting	264
ACS System Associates	469	The Beldon Group	246	Chapel Electric Co. LLC	164	The DiGesare Group	358
Action Electric Co. Inc.	430	Benise Dowling & Associates Inc.	589	Charter Mechanical Contractors	148	Douglass Colony Group	311
Adams & Smith Inc.	551	Bergelectric Corp.	23	Cherry Demolition	195	Drill Tech Drilling & Shoring Inc.	232
AdvanceTEC LLC	434	Berger Engineering Co.	359	W.A. Chester LLC	230	Ducci Electrical Contractors Inc.	261
J. F. Ahern Co.	77	Berkel & Co. Contractors Inc.	69	Circle B Construction Systems LLC	420	E.M. Duggan Inc.	149
Ajay Glass & Mirror Co. Inc.	416	Best Contracting Services Inc.	272	Clean Earth Inc.	118	Dunbar Mechanical Inc.	336
Alakai Mechanical Corp.	290	BHW Sheet Metal Co.	550	Cleary Construction Inc.	552	Dunkin & Bush Inc.	343
Aldridge Electric	32	Bierlein Cos.	225	Cleveland Cement Contractors Inc.	381	Durr Mechanical Construction Inc.	340
All State Construction Inc.	539	Bigge Crane & Rigging Co.	106	Cleveland Electric Co.	131	E	
H.R. Allen Inc.	445	Birdair Corp.	287	Cleveland Wrecking Co.	478	E Light Electric Services Inc.	239
Allison Smith LLC	64	Bonland Industries Inc.	406	Clunn Acoustical Systems	597	Earth Services & Abatement (ESA) Inc.	564
AllSouth Subcontractors Inc.	495	Frank M. Booth Inc.	238	Coastal Mechanical	123	EC Co.	110
Allstate Tower, Inc.	580	E.S. Boulos Co.	255	Coatings Unlimited Inc.	558	Edgerton Contractors Inc.	300
Alterman	193	Boyett Construction Inc.	396	Cochran Inc.	103	Egan Co.	84
American Construction Co. Inc.	535	The BP Group	213	Coffman Excavation Inc.	198	E-J Electric Installation Co.	43
American Technologies Inc.	151	Brand Energy and Infrastructure Services	4	Collins Electrical Co. Inc.	181	EIDeCo Inc.	219
AMS Electric Inc.	506	Brandenburg Industrial Service Co.	95	Comfort Systems USA Inc.	8	Davis H. Elliot Co. Inc.	76
Apex Imaging Services	488	Brandt	48	Commercial Roofers Inc.	543	EMCOR Group Inc.	2
APG Electric Inc.	372	Break Thru Enterprises Inc.	531	Commonwealth Electric Co. of the Midwest	187	Enclos	71
API Group Inc.	5	Briggs Electric Inc.	458	ComNet Communications LLC	291	Energy Services Holdings LLC	36
Apollo Mechanical Contractors	73	Broadway Electric	373	Comprehensive Energy Services Inc.	544	Enterprise Electric LLC	200
APS Fire	595	The Brock Group	6	Concrete Cutting & Breaking Co.	587	Enterprise Properties Inc.	308
ARC Abatement Inc.	519	Brodie Contractors Inc	556	Concrete Strategies LLC	223	Environmental Assurance Co. Inc.	584
Arctic Sheet Metal Inc.	579	Dee Brown Inc.	499	Concrete Structures of the Midwest Inc.	422	Environmental Holdings Group LLC	513
Arden Building Cos. LLC	206	Bruce & Merrilees Electric	313	Condon-Johnson & Associates	210	ERMCO Inc.	179
Ardent Services LLC	78	Buckner Cos.	209	Conti Corp.	56	Ershigs Inc.	387
Area Erectors Inc.	566	Buesing Corp.	390	Continental Electrical Construction Co.	158	Environmental Remediation Services Inc.	365
Ascher Brothers Co. Inc.	412	Builders Plus Inc.	562	Corbins Electric	348	Evans Roofing Co. Inc.	471
Aschinger Electric Co.	429	Buist Electric Inc.	305	Corrigan Co.	258	EverGreene Architectural Arts Inc.	479
ATS Drilling, Inc	515	The Bulldog Group, Inc	367	Dee Cramer Inc.	419	F	
Avalotis Corp.	397	Burns & Scalb Roofing Co. Inc.	425	F.L. Crane & Sons Inc.	240	Faith Technologies Inc.	39
AZCO Inc.	121	Busby Construction Co. Inc	581	Critchfield Mechanical Inc.	80	The Farfield Co.	242
B							
B&B Electrical Contractors Inc.	523	Cache Valley Electric Co.	45	Crockett Facilities Services	454	Faulconer Construction Co. Inc.	279
Baker Concrete Construction Inc.	14	CAID Industries Inc.	382	Crown Corr Inc.	188	Fenton	536
Baker Electric Inc.	245	California Drywall	168	CSE Inc.	486	Ferguson	297
Baker Group	136	John J. Campbell Roofing	448	CSI Electrical Contractors Inc.	124	Fernandes Masonry Inc.	529
Baker Paint & Contracting Co. Inc.	572	J.C. Cannistraro LLC	114	Cullum Mechanical Construction Inc.	417	Feyen-Zylstra LLC	301
Baker Roofing Co.	107	Cannon & Wendt Electric Co. Inc.	329	Cummings Electrical LP	217	Fiore & Sons Inc.	304
BakerTriangle	146	Cantera Concrete Co. LLC	492	Cupertino Electric Inc.	19	Fisk	47
Hayward Baker Inc. (a Keller co.)	22	Capform Inc.	129	D			
R. Baker & Son All Industrial Services	477	Case Foundation Co.	177	D&F Industries Inc.	549	Five Arrows Inc. dba Service Painting Corp.	585
BAMCO Inc.	541	Casey Industrial Inc.	130	Daley's Drywall	347	Flagger Force - Traffic Control Services LLC	391
Barnhart	81	Castle Contracting LLC	431	Danella Cos. Inc.	96	Florence Electric LLC	386
				Danny's Construction Co. LLC	484	Fly & Form Inc.	401

Where To Find the Top 600

FIRM	RANK	FIRM	RANK	FIRM	RANK	FIRM	RANK
Foley Co.	173	High Light Electric Inc	576	KenMor Electric Co. LP	331	McKinney Drilling Co.	147
Foundation Constructors Inc.	216	The Hill Group	65	Kent Cos.	229	McKinstry	21
Freestate Electrical Service Co.	183	Hi-Tech Electric, Inc	257	KHS&S Contractors	54	MCM Management Corp.	160
W.L. French Excavating Corp.	376	Hodess Construction Corp.	414	King of Texas Roofing Co. LP	423	MDU Construction Services Group Inc.	10
Fresh Meadow Mechanical Corp.	166	The Holbrook Co. Inc.	545	Koontz Electric Co. Inc.	379	Mechanical Inc.	145
Frischhertz Electric Co. Inc.	366	Holland Roofing	325	Kovach Inc.	402	Meisner Electric Inc. of Florida	378
D. H. Funk & Sons LLC	547	Hoover Construction	481	KPost Co.	410	Adrian L. Merton Inc.	473
Furmanite Corp..	29	Humphrey & Associates Inc.	218	KSW Mechanical Services Inc.	278	Mid Atlantic Mechanical	525
G		Hunt Electric Corp.	68	L		Midasco LLC	274
Gaines and Co.	346	Hussung Mechanical Contractors Inc.	214	Lake Erie Electric Inc.	157	Mid-City Electric Co.	328
Gardner Zernke Co.	350	I		Largo Concrete	83	Midstate Mechanical Inc.	202
Gate Precast Co.	139	Iacoboni Site Specialists Inc.	578	Latite Roofing & Sheet Metal Co.	296	Midwest Service Group	483
Gaylor Electric Inc.	108	icon Mechanical Construction & Engineering LLC	383	Laydon Industries	553	Midwest Steel Co. Inc.	474
Geo-Solutions Inc.	253	IES Inc.	25	Lee Co.	133	Midwest Steel Inc.	154
Gerdau Reinforcing Steel	51	IHP Industrial Inc.	457	Legacy Building Solutions	600	Miller Bonded Inc.	467
Giroux Glass Inc.	490	IMCOR	335	Legacy Mechanical Inc.	489	Miller Druck Specialty Contracting Inc.	450
Richard Goettle Inc.	356	IMS Masonry Inc.	538	LEI Cos. Inc.	533	Miller Electric Co.	126
Graydaze Contracting Inc.	540	Independence Excavating Inc.	128	Dorvin D. Leis Co. Inc.	224	Miller Electric Co.	87
Grazzini Brothers & Co.	485	Infinity Contractors	567	Letsos Co.	163	Miller Insulation Co. Inc.	211
Great Lakes Plumbing & Heating Co.	294	Inglett & Stubbs LLC	134	Limbach Facility Services	44	Miller Pipeline	46
John E. Green Co.	109	Inserv	570	C.A. Lindman Cos.	362	MMC Contractors Inc.	75
Greenberry Industrial	182	Insulation Specialties Inc.	568	Long Painting Co.	443	MMR Group Inc.	11
Greenstar Services Corp. (Tutor Perini)	16	Interior Technology Inc.	592	Louisiana Chemical Dismantling	560	Mobley Industrial Services	215
Greenwood Industries Inc.	303	International Asbestos Removal Inc.	598	L.P.R. Construction Co.	172	Modern Cos. Inc.	320
Gregg Electric Inc.	326	International Chimney Corp.	408	Ludvik Electric Co.	207	Mona Electric Group Inc.	231
Gregory Electric Co. Inc.	341	Interstate Electrical Contractors Inc.	591	Luse Thermal Technologies LLC	510	Montana Construction Corp. Inc.	389
Greiner Electric	480	Interstates Cos.	174	M		R.T. Moore Co. Inc.	351
Gribbins Insulation Co. Inc.	446	INTREN Inc.	86	Magnus Pacific Corp.	201	Rex Moore Electrical Contractors & Engineers	204
Griffin Dewatering Corp.	438	Irex Contracting Group	82	Malcolm Drilling Co. Inc.	60	Morley Moss Inc.	327
D.H. Griffin Wrecking Co. Inc.	120	ISC	55	Manafort Brothers Inc.	79	Morrow-Meadows Corp.	37
Gross Mechanical Contractors	596	ISEC Inc.	62	B. T. Mancini Co. Inc.	275	The Morse Group Inc.	99
Group Builders Inc.	344	Ivey Mechanical Co. LLC	138	W.D. Manor Mechanical Contractors	460	Motor City Electric Co.	57
Grunau Co.	194	J		Marathon Electrical Contractors Inc.	269	Mountain Top Enter. dba Saratoga Roofing & Constr.	315
GSL Electric	321	J&S Mechanical Contractors Inc.	377	Marina Landscape Inc.	265	Murphy Co. Mechanical Contractors & Engineers	90
Guarantee Electrical Co.	111	Charles E. Jarrell Contracting Inc.	309	Markham Contracting Co. Inc.	299	Murray Co.	74
W.B. Guimarin & Co.	527	JDC Demolition Inc.	497	Marr Scaffolding Co.	475	Muth Electric Inc.	247
H		JMEG LP	143	H.J. Martin & Son	165	MYR Group Inc.	13
HACI Mechanical Contractors Inc.	364	Johnson & Jordan Inc.	435	MAS Building & Bridge Inc.	555	N	
Hamlin Roofing Co. Inc.	583	Johnson-Davis Inc.	455	George E. Masker Inc.	532	Nabco Mechanical & Electrical Inc.	511
Hampshire Fire Protection Co.	573	Joslin Construction	444	Masonry Builders Inc.	574	NASDI LLC	221
Harder Mechanical Contractors Inc.	35	B. Frank Joy	433	MasTec Inc.	3	National Construction Enterprises Inc.	199
Hardrock Concrete Placement Co. Inc.	452	K		Matco Electric Corp.	259	National Enclosure Co. LLC	451
Harmon Inc.	92	K&K Iron Works LLC	449	Mayers Electric Co.Inc.	514	National Restoration Systems Inc.	599
Harris Cos.	70	K&S Air Conditioning Inc.	501	MBR Construction Services Inc.	349	National Steel City LLC	302
Hartman Walsh Painting Co.	432	Kalkreuth Roofing & Sheet Metal Inc.	196	McCarl's Inc.	112	Nations Roof LLC	161
Hatzel & Buehler Inc.	91	Karas & Karas Glass Co. Inc.	322	G.M. McCrossin Inc.	283	Nead Electric	266
Edwin L. Heim Co.	270	Kear Civil Corp.	548	McDade-Woodcock Inc.	342	Network Infrastructure Inc.	337
Helix Electric Inc.	40	Kearney Electric Inc.	518	McGee Brothers Co. Inc.	249	Nevell Group Inc.	314
Heller Electric Co. Inc.	442	L. Keeley Construction Co.	244	McHugh Concrete Construction	298	New River Electrical Corp.	101
J.B. Henderson Construction Co. Inc.	288	JH Kelly LLC	61	McInnis Electric Co.	582	Newkirk Electric Associates Inc.	186
Henkels & McCoy Inc.	7	Kelso-Burnett Co.	208	McKenney's Inc.	59	The Newtron Group LLC	38
HEPACO LLC	333					Nicholson Construction Co.	175
Hermanson Co. LLP	235					D.W. Nicholson Corp.	392
Hewitt Young Electric LLC	522						

Where To Find the Top 600

FIRM	RANK	FIRM	RANK	FIRM	RANK	FIRM	RANK		
Nickle Electrical Cos.	456	RAM Acoustical Corp.	521	Spectrum Mechanical & Service Contractors LLC	590	U			
Nooter Construction Co.	41	J. Ranck Electric Inc.	285	Sprig Electric	125		U.S. Engineering Co.	50	
North American Dismantling Corp.	403	W.A. Rasic Construction Co. Inc.	162	Staff Electric Co. Inc.	205		Unistrut International Corp.	427	
Northeast Remsco Construction Inc.	102	The Raymond Group	140	Standard Drywall Inc.	117		United Forming Inc.	317	
Northland Concrete & Masonry Co. LLC	338	A.O. Reed & Co.	192	Stark Excavating Inc.	248		United Riggers & Erectors Inc.	441	
Northstar Group Services Inc.	20	Renfrow Brothers Inc.	437	The State Group Inc.	52		Universal Builders Supply Inc.	237	
O		Resolute Performance Contracting LLC	586	Steelfab Inc.	30	University Mechanical Contractors Inc.	276		
		RHP Mechanical Systems	496	Steiny & Co. Inc.	293	Upchurch Plumbing Inc.	468		
	O.S. Interior Systems Inc.	428	JE Richards Inc.	236	Structural Group	42	USA Environment LP	227	
	O'Connell Electric Co. Inc.	153	RKS Plumbing & Mechanical Inc.	575	Sun Valley Masonry Inc.	411	V		
	Oil Capital Electric	250	The Roberts Co.	135	Suncoast Post-Tension Ltd.	85		Valley Electric Co. of Mount Vernon Inc.	222
	Oklahoma Electrical Supply Co.	233	Robinette Demolition Inc.	528	Suntec Concrete	156		Van Ert Electric Co. Inc.	254
Olsson Industrial Electric Inc.	493	The Rockwell Group Inc.	554	Sunwest Electric Inc.	357	VEC Inc.		178	
Orndorff & Spaid Inc.	447	Roger & Sons Concrete Inc.	171	Superior Air Handling	360	Vee-Jay Cement Contracting Co. Inc.		226	
O'Rourke Wrecking Co.	459	Rogers Electric	141	Superior Gunite (Tutor Perini)	352	Veit		100	
P		Roofing Solutions	500	Superior Rigging & Erecting Co. Inc.	398	VSC Fire & Security Inc.	169		
		Rosendin Electric	15	Sure Steel Inc.	251	Vulcan Painters Inc.	571		
	P1 Group Inc.	88	Rotolo Consultants Inc. (RCI)	537	Swanson & Youngdale Inc.	405	W		
	Pacific Rim Mechanical Contractors Inc.	176	Royal Electric Co.	307	H.T. Sweeney & Son Inc.	353		W&W Glass LLC	170
	Panelized Structures Inc.	263	Ruttura & Sons Construction Inc.	197	Systems Contracting Corp.	318		W.J. Maloney Plumbing Co. Inc.	546
	Alex E. Paris Contracting Co. Inc.	184	RW Cos.	517	T			W.W. Foundation Drilling Ltd.	559
Parsons Electric LLC	89	Ryan Inc. Central	234	T E C Industrial		243		Wachter Inc.	115
Paso Robles Tank Inc.	371	S		T.A.S. Commercial Concrete Construction LLC		93		E.S. Wagner Co.	185
Patriot Erectors Inc.	516		S&F Concrete Contractors Inc.	150		Tarlton and Son Inc.	424	Waldrup Mechanical Services	464
Paynecrest Electric Inc.	105		Sachs Electric Co.	58		Taylor Electric Inc.	339	Walker Engineering Inc.	97
Penhall Co.	72		Safway Group	9		TDIndustries	27	Walters & Wolf	66
John A. Penney Co. Inc.	277		Sarens	421	Team Fishel	49	C.P. Ward Inc.	463	
Performance Contracting Group Inc.	12		Sargent Electric Co.	98	Techno Coatings Inc.	306	R.W. Warner Inc.	260	
PerLectric Inc.	393	Sauer Holdings Inc.	132	Techno West Inc.	494	Wayne Automatic Fire Sprinklers Inc.	286		
Perreca Electric Co. Inc.	482	Brent Scarborough & Co.	241	Tecta America Corp.	33	Wayne Brothers Inc.	256		
Petillo Inc.	413	Schetter Electric Inc.	465	Terra Millennium Corp.	34	Wayne J. Griffin Electric Inc.	53		
Philips Bros. Electrical Contractors Inc.	384	Schlouch Inc.	345	Terry's Electric Inc.	502	Wayne's Roofing Inc.	491		
PIC Group Inc.	395	Schreiber Corp.	330	Texas Scenic Co.	462	Weifield Group Contracting	466		
Piedmont Mechanical Inc.	542	Schuff International Inc.	31	Thermal Concepts Inc.	399	West Valley Construction Co. Inc.	191		
Piping & Equipment Co. Inc.	159	Schweizer Dipple Inc.	526	Thomarios	380	Western Construction Group	119		
Pittsburg Tank and Tower Co. Inc.	295	Seretta Construction	361	Thomas Industrial Coatings Inc.	312	Westside Mechanical Group	252		
Plateau Excavation	212	Shadrock and Williams Masonry Ltd.	577	FD Thomas Inc.	324	TJ Wies Contracting Inc.	453		
Port Morris Tile & Marble Corp.	220	Shaft Drillers International LLC	63	Thompson Electric Co.	310	The Williams Group	155		
Poynter Sheet Metal	316	Shapiro & Duncan Inc.	189	Jerry Thompson & Sons Painting Inc.	436	Wilson Electric Services Corp.	228		
Precision Concrete Construction Inc.	271	Sharien Electric Co.	409	Titan Contracting/Horn Industrial Services	67	Winter Environmental, div. of The Wintner Construction Co.	137		
Precision Environmental Co.	404	Shaw Electric Co.	400	W.G. Tomko Inc.	332	The Wltmer Group	565		
Precision Walls Inc.	142	Shelley Electric Inc.	375	TOPCOR Cos. LLC	262	Woodland Construction Co. Inc.	593		
Premier Electrical Corp.	355	Shields Inc.	439	Total Facility Solutions Inc. - a Co. of the M+W Group	113	Worth & Co. Inc.	122		
Prism Electric Inc.	203	Shoreline Foundation Inc.	487	Tower Glass Inc.	363	Wrigley Mechanical Inc.	561		
Prism Response	524	Sierra Detention Systems	370	Traffic Control Devices Inc.	273	Wyatt Inc.	369		
Progressive Roofing	190	Sierra Pacific West Inc.	534	Tri City Electric Co. of Iowa	180	Y			
Pyramid Masonry Contractors Inc.	520	Slack & Co. Contracting Inc.	354	Tri-City Electrical Contractors Inc.	144		YTG LLC	104	
Q		SME Steel	116	The Tri-M Group LLC	282				
	Quality Interiors Inc.	530	John J. Smith Masonry Co.	508	Trinity Drywall & Plastering Systems		505		
	Quanta Services Inc.	1	Southern Contracting Co.	394	Tri-State Drilling Inc.		323		
	R		Southland Industries	28	Truesdell Corp.		440		
		R&R Window Contractors Inc.	509	Sowles Co.	407				
		Rachel Contracting	267	Spacecon Specialty Contractors LLC	563				
			Specialty Finishes Inc.	512					